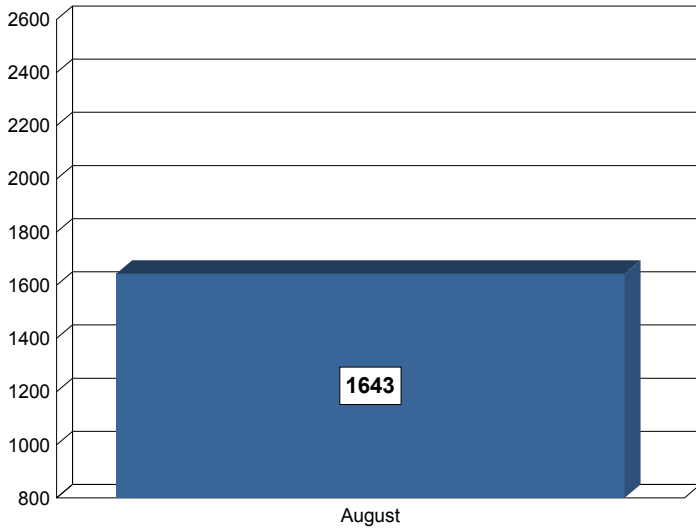


Montgomery County Animal Shelter Report

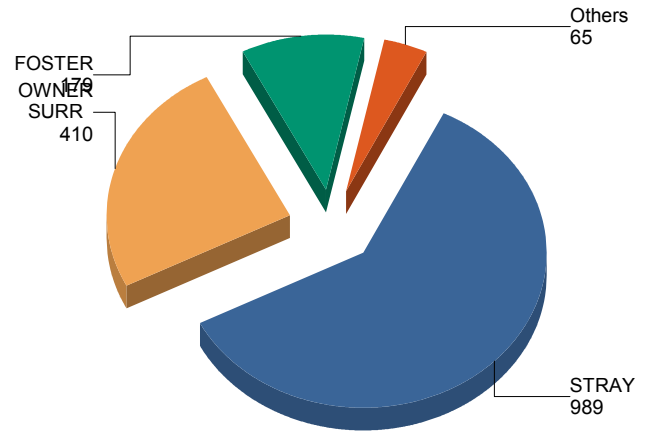
8/1/2016 through 8/31/2016

Intake Total



August

Intake Type Breakdown




Intake Types		
STRAY	60.19%	989
OWNER SURR	24.95%	410
FOSTER	10.89%	179
RETURN	3.23%	53
WILDLIFE	0.55%	9
SEIZED	0.18%	3
Total ~ of 1,643		

Outcome Types		
ADOPTION	36.57%	576
RESCUE	17.59%	277
EUTH	15.37%	242
TNR	12.95%	204
FOSTER	9.71%	153
RETURN	3.49%	55
DECEASED	2.41%	38
LAB	1.08%	17
FIELD	0.51%	8
DISPOSAL	0.13%	2
Others	0.19%	3
Total ~ of 1,575		

Reasons for Euthanasia		
ILL SEVERE	52.07%	126
COND SEVER	9.92%	24
BEH SEVERE	8.68%	21
AGGRESSION	8.26%	20
REQUEST	6.61%	16
UNDRAGE/WT	6.61%	16
INJ SEVERE	4.96%	12
AGED	1.24%	3
BEH MANAGE	0.41%	1
COND MINOR	0.41%	1
Total ~ of 242		

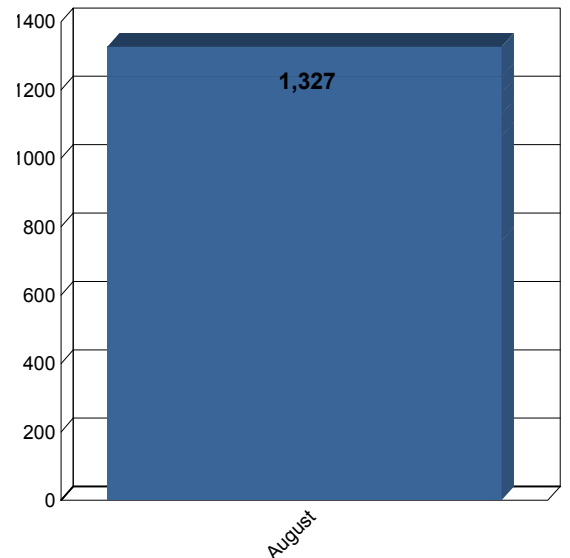
* Intakes totals will not equal Outcome totals

Intakes By Animal Type



CAT	656	39.93%
DOG	976	59.40%
OTHER	11	0.67%
Total:	1643	100.00%

Animal Control Activity



August