


#3 9134  
AUG 14 2018



**STEPHANNE DAVENPORT**  
**MONTGOMERY COUNTY TREASURER**  
501 North Thompson, Suite 201, Conroe, Texas 77305  
P.O. Box 1307, Conroe, Texas 77305

July 19, 2018

To: COMMISSIONERS COURT AND INVESTMENT COMMITTEE

From: STEPHANNE DAVENPORT, COUNTY TREASURER

Prepared by: Jan Avery, Financial Analyst *JA*

RE: QUARTERLY INVESTMENT REPORT FOR QUARTER ENDING June 30, 2018

I have attached the Quarterly Investment Report for Quarter, April through June 2018. Interest earnings on investments for the quarter were as follows:

\$	-0-	Direct Investments
	785,417.99	Money Market Funds and Pools
	2,899.02	Woodforest General A/C 68080
	517,888.25	Woodforest General Disbursement A/C
	\$1,306,205.26	Total Interest Earned for Quarter April – June 2018.

This represents a high interest of 2.17% (AVG) from Woodforest National Bank to a low interest of 1.60% from FICA.

The interest earned for the prior quarter, January – March 2018 was \$1,338,171.75.  
Year to date interest earned on GF accounts and Investments is \$ 3,553,264.53.

Please call if you have any questions.

cc: Phyllis Martin, County Auditor  
J.D. Lambright, County Attorney

**MONTGOMERY COUNTY QUARTERLY INVESTMENT REPORT  
FOR QUARTER ENDING JUNE 30, 2018**

**QUARTERLY INVESTMENT REPORT FOR PERIOD ENDED JUNE 30, 2018**

**SUBMITTED TO: COMMISSIONERS COURT, MONTGOMERY COUNTY**

**PREPARED BY: JAN AVERY, FINANCIAL ANALYST**   
**PREPARED FOR STEPHANNE DAVENPORT, COUNTY TREASURER**

This report is made in accordance with provisions of Govt. code 2256, The Public Funds Investment Act, amended effective September 1, 2011, which require quarterly reporting of investment transactions for county funds to the Commissioners Court. The investments held in Montgomery County's portfolio comply with the Public Funds Investment Act and with the County's Investment Policy and Strategies.

**CASH AVAILABILITY**

Cash in our depository banks is kept fairly high as the rates are the 91 day avg T-Bill plus 25 bps. Excess funds are invested and matured to meet payroll and accounts payable requirements. A cash report is compiled on a daily basis for our Woodforest Bank accounts and Investments. Cash in Woodforest National Bank, our depository bank, for the quarter of April through June for the past two years is as follows:

	Avg. Daily Coll. Balance 2018	Avg. Daily Coll. Balance 2017
APRIL	219,907,445.58	126,585,699.55
MAY	243,330,726.02	97,986,008.55
JUNE	265,896,124.51	90,555,251.35

**We have depository contracts with Woodfores National Bank and JP Morgan Chase Bank new contract 05/17 for 4 years.**

**Amegy Bank is the Bank Depository for the Tax Assessor - new contract 5/17 for 4 years**

**INVESTMENTS**

	Amt of Dollars Invested 2018	Amt of Dollars Invested 2017
APRIL	211,920,840.78	327,941,449.58
MAY	212,185,711.75	328,231,443.69
JUNE	186,430,328.45	328,511,652.81

**MONTGOMERY COUNTY QUARTERLY INVESTMENT REPORT  
FOR QUARTER ENDING JUNE 30, 2018**

**PERFORMANCE MEASUREMENT**

I currently have \$ 186,430,328.45 invested as of 06/30/2018.  
This figure includes interest earned at 06/30/2018.

INVESCO (AIM) Institutional Funds currently has \$ 3,231,951.07 invested in it.  
Average yield for the month of June 30, 2018 1.68% (30 day yield).

	Principal	Interest Earned
<b>•AIM FUNDS</b>		
Combo	2,060,876.69	1,171,074.38

Our funds invested with Provident Institutional Funds (Institutional Money Market Funds) are currently \$2,789,401.66. Average yield for June 2018 was 1.62%

	Principal	Interest Earned
<b>•BLACKROCK</b>		
Combo	1,706,942.75	1,082,458.91

Our funds invested in Funds Management Inc (ICT) is \$607,065.97  
Average yield for June 2018 was 1.67%.

	Principal	Interest Earned
<b>•ICT - CASH ACCOUNT</b>		
Combo	0.00	607,065.97

•Lone Star Investment Pool has \$406,945.59 invested in it.  
Interest rate for June 2018 was 1.85760%

	Principal	Interest Earned
General Fund	270,441.06	136,504.53

•TexStar Investment Pool has \$3,683,342.78 in it. Interest rate for June 2018 was 1.85760%.

	Principal	Interest Earned
	\$3,544,306.78	\$139,036.00

**MONTGOMERY COUNTY QUARTERLY INVESTMENT REPORT  
FOR QUARTER ENDING JUNE 30, 2018**

•Logic Account-2012A has \$556,993.28. Interest at June 30, 2018 was 2.13320%

Principal	Interest Earned
\$502,000.00	\$54,993.28

•Logic Account- General Fund has \$10,679,976.56. Interest at June 30, 2018 was 2.13320%.

Principal	Interest Earned
\$9,772,461.02	\$907,515.54

•Logic Account - Road & Bridge has \$ 13,401,797.52. Interest at June 30, 2018 was 2.13320%.

Principal	Interest Earned
\$12,885,000.00	\$516,797.52

•Logic Account - Adult Probation has \$1,417,109.65. Interest at June 30, 2018 was 2.13320%.

Principal	Interest Earned
\$1,377,123.47	\$39,986.18

•Logic Account - CP Road Bonds 2016 has \$15,016,418.76. Interest rate June 30, 2018 was 2.13320%

Principal	Interest Earned
\$14,011,000.00	\$1,005,418.76

•Logic Account - CP Tax Unlimited Road Bonds 2016A has \$50,263,118.99. Interest at June 30 , 2018 was 2.13320%

Principal	Interest Earned
\$48,831,473.58	\$1,431,645.41

•TexPool has \$1,136,965.14, invested currently. Average monthly yield for June 2018 was 1.84%

	Principal	Interest Earned
Debt Service	\$ 525,000.00	\$ 36,081.40
Bail Bond	\$ 12,341.46	10 yr Invest. No rec.
Elections	\$ 450,000.00	\$ 18,615.48
General Fund	\$ -	\$ 94,926.80

•Chase Certificate of Deposit has a balance of \$11,419,827.66 at the end of June 2018.

Principal	Interest Earned
\$ 11,102,265.25	\$ 317,562.41

Interest rate for April 2018 - June 2018 for a 12 month CD- Interest 0.89%  
CD matured 03/18/18 - reinvested 03/19/2018 - 12 months @2.07%

**MONTGOMERY COUNTY QUARTERLY INVESTMENT REPORT  
FOR QUARTER ENDING JUNE 30, 2018**

•Texas Class had \$10,324,633.37 balance as of June 30, 2018.  
Interest rate at the end of June 2018 was 2.18510%.

Principal	Interest Earned
\$9,134,122.22	\$1,190,511.15

•FICA (Federally Insured Cash Account) has a balance of \$ 737,292.87 at the end of June 2018.  
Interest rate at the end of June 2018 was 1.60%.

Debt Service	Principal	Interest Earned
	\$665,886.91	\$71,405.96

•FICA (Federal Insured Cash Account) - General Fund has a balance of \$12,792,212.58.  
Interest rate at the end of June 2018 was 1.60%.

Principal	Interest Earned
\$12,500,000.00	\$292,212.58

Direct Investments

		Maturity
Vining Sparks -FAMCA - 1.45%	\$10,000,000.00	8/2/19
Raymond James - FAMCA-1.30027%	\$7,000,000.00	9/4/15
Vining Sparks - FHLB - 1.80%	\$14,918,600.53	1/16/19
Vining Sparks - FAMC-2.015%	\$9,996,674.47	1/17/20
Raymond James - FHLB- 2.42%	\$1,550,000.00	3/27/20
<b>Total Direct Investments as of March 31, 2018</b>		<b>43,465,275.00</b>

CD's

<b>Farmers &amp; Merchants B</b>	\$250,000.00	
<b>First NB &amp; TC Vinita</b>	\$250,000.00	
<b>Barclays Bank DE, Wiln</b>	\$250,000.00	
<b>Discover Bank Greenw</b>	\$250,000.00	
<b>Goldman Sachs Bk US/</b>	\$250,000.00	
<b>Pacific Western BK Los</b>	\$250,000.00	
<b>Safra Ntl. Bk of NY NY</b>	\$250,000.00	
<b>Metro City Bank, Doravi</b>	\$250,000.00	
<b>BNY Mellon Ntl. Bank-</b>	\$250,000.00	
<b>Western Alliance Bank-</b>	\$250,000.00	
<b>Busey Bk, Champaign, Ill-</b>	\$250,000.00	
<b>Wex Bank</b>	\$250,000.00	
<b>Huntginton Ntl- Ohio-</b>	\$250,000.00	
<b>First Ntl Bk Damariscotta-</b>	\$250,000.00	
<b>Parkway Bk &amp; Tr - Ill-</b>	\$250,000.00	
<b>BNB Bk- Bridgetown NY-</b>	\$250,000.00	
<b>Pinnacle Bk, Nashville-</b>	\$250,000.00	
<b>Florida Cmnty Bank-</b>	\$250,000.00	\$4,500,000.00
<b>Total Direct and CD's</b>		<b>\$47,965,275.00</b>

**MONTGOMERY COUNTY QUARTERLY INVESTMENT REPORT  
FOR QUARTER ENDING JUNE 30, 2018**

**COLLATERAL ADEQUACY**

Collateral pledged by our depository banks was sufficient for the quarter to cover all accounts in the banks. We submit monthly reports of securities pledged which includes the description of the securities, par and market value of the securities, and bank account balances on each of our depository banks. This information is collected as prescribed by our Investment Policy and submitted to Commissioners Court at the end of each month.

Investment reports for the first and end of the quarter, April 2018 and June 2018 are attached.

**SAS 99**

SAS 99 requires the auditor to identify and assess risk that may result in a misstatement due to fraud. The Treasurer, as the Chief Investment Officer, acknowledges that risks may occur. Risks may be associated with the selection of broker/dealers, diversification of investments and investment limitations. Through adherence to the Investment Policy and the Internal Controls listed in the policy, these risks are reduced. The Treasurer is actively reducing investment risk in several ways. Applications for broker/dealers are reviewed and selected by the Treasurer and the Investment Committee. A new position was established for a Financial Analyst to analyze and assist with investments. To reduce the risk of diversification of investments and investment limitations, reports of investments purchased are prepared for Commissioners Court and audited by the Auditor's office. Lastly, to protect against potential fraud and embezzlement, the investments are secured through third party custody and safekeeping procedures. These programs and controls should mitigate the risk that may result in a misstatement due to fraud.

**MONTGOMERY COUNTY QUARTERLY INVESTMENT REPORT  
FOR QUARTER ENDING JUNE 30, 2018**

**POOLED FUNDS - QUARTER ENDING JUNE 30, 2018**

	<b>Cash Account Trust Funds Management</b>	<b>BlackRock Provident</b>	<b>INVESCO AIM</b>
<b>Beginning Balance</b> April 1, 2018	604,545.30	3,445,495.49	3,218,781.93
<b>Additions:</b>			
Apr	0.00	0.00	0.00
Apr Interest	800.80	4,456.56	4,167.20
May	0.00	0.00	0.00
May Interest	850.71	4,748.09	4,447.65
June	0.00	0.00	0.00
June Interest	869.16	4,701.52	4,554.29
<b>Withdrawals:</b>			
April	0.00	0.00	0.00
May	0.00	670,000.00	0.00
June	0.00	0.00	0.00
<b>Ending Balance</b> 06/30/18	607,065.97	2,789,401.66	3,231,951.07

Stephanne Davenport  
County Treasurer


**MONTGOMERY COUNTY QUARTERLY INVESTMENT REPORT  
FOR QUARTER ENDING JUNE 30, 2018**

**BREAKDOWN AS OF 06/30/18**

WOODFOREST GENERAL FUND ACCT xx31	\$107,360,237.94
WOODFOREST GENERAL FUND ACCT XX8C	\$1,002,034.28
WOODFOREST ALL ACCOUNTS	\$265,691,644.55
WOODFOREST CD'S	\$363,059.29
WOODFOREST CLOSING LEDGER + CD	\$266,054,703.84

Total Investments	186,430,328.45
Total Woodforest	\$266,054,703.84
	452,485,032.29

\$13,529,505.45 FICA- MM Funds	2.99%	1
\$406,945.59 Lone Star	0.09%	2
\$1,136,965.14 TexPool	0.25%	3
\$10,324,633.37 Texas Class	2.28%	4
\$3,683,342.78 Tex Star	0.81%	5
\$91,335,414.76 Logic	20.19%	6
\$6,628,418.70 Mutual Funds / Money Market	1.46%	7
\$15,919,827.66 Cert. of Deposits	3.52%	8
\$43,465,275.00 Direct Investment	9.61%	9
\$266,054,703.84 Woodforest Accounts	58.80%	10
\$452,485,032.29	100.00%	





MAT 2 2 2018

05/01/18

MONTGOMERY COUNTY  
INVESTMENTS BY MATURITY DATE  
APRIL 30, 2018

PAGE 1

MATURITY DATE	INVESTMENT ID	TYPE	DESCRIPTION INSTITUTION SECURITY NUMBER	PURCHASE DATE	PURCHASE AMOUNT	DISCOUNT/PREMIUM	FACE VALUE	YIELD	FREQ
				POSTED	INTEREST	ACCRUED	INTEREST	Coupon	Basis
				INT PAY	AMOUNT	INTEREST	INTEREST	INT DATE	DAYS
	AIM FUNDS	GA	GOVERNMENT- AIM INSTITUTIONAL FUNDS COMBO FUNDING:	12/28/10	3,222,949.13		3,222,949.13	.00000	E
					4,167.20		.00	04/30/18	P
					97,257.50		.00		
					6,444.23		.00		
					164,969.82		.00		
					2,954,277.58		.00		
	BAIL BONDS	GA	GOVT SECURITIES TEXPOOL BAIL BOND ADM FUNDING:	05/07/10	12,305.15		12,305.15	.00000	E
					.00		.00	04/30/18	P
					16.86		.00		
					12,305.15		.00		
	DEBT SERVICE	GA	Govt Pool TexPool FUNDING:	04/14/10	559,432.21		559,432.21	.00000	E
					.00		.00	04/30/18	P
					767.05		.00		
					559,432.21		.00		
	ELECTIONS	GA	Govt Pool- TexPool ELECTIONS FUNDING:	04/14/10	467,238.07		467,238.07	.00000	E
					.00		.00	04/30/18	P
					640.63		.00		
					467,238.07		.00		
	FICA		U.S. BANK, N.A. FUNDING:	08/28/13	735,349.05		735,349.05	.00000	E
					.00		.00	04/30/18	P
					905.51		.00		
					735,349.05		.00		
	FICA-GEN. FUND		U S BANK, NA FUNDING:	05/14/14	12,758,486.96		12,758,486.96	.13000	M
					.00		.00	04/30/18	D
					15,710.82		.00		
					12,758,486.96		.00		
	FUNDS MGMT	GA	GOVT SECURITIES FUNDS Mgmt- COMBO FUNDING:		605,346.10		605,346.10	.00000	E
					.00		.00	04/30/18	P
					800.80		.00		
					.00		.00		
					521,775.75		.00		
					26,317.85		.00		
					57,252.50		.00		
	GENERAL FUND	GA	GOVERNMENT SECURITIES TEXPOOL GENERAL FUND FUNDING:	05/12/10	94,647.74		94,647.74	.00000	E
					.00		.00	04/30/18	P
					-129.74		.00		
					94,647.74		.00		
	LOGIC	GA	CO BONDS SERIES 2012 JP HORGAN- CO BDS SER. 2012 FUNDING:		555,074.25		555,074.25	.00000	E
					.00		.00	04/30/18	P
					878.75		.00		
					555,074.25		.00		
	LOGIC - R & B	LOGIC		07/01/14	13,355,624.97		13,355,624.97	.10000	E

RUN DATE 05/01/18 TIME 10:03:29

PEI - INVESTMENT MANAGER

05/01/18

MONTGOMERY COUNTY  
INVESTMENTS BY MATURITY DATE  
APRIL 30, 2018

PAGE 2

MATURITY DATE	INVESTMENT ID	TYPE	DESCRIPTION INSTITUTION SECURITY NUMBER	PURCHASE SOLD 1ST PAY	PURCHASE AMOUNT SALE AMOUNT POSTED INTEREST	FACE VALUE DISCOUNT/PREMIUM ACCRUED INTEREST	YIELD COUPON INT DATE	FREQ BASIS DAYS
	LOGIC CRRB 2016	GA	JP MORGAN CHASE ROAD & BRIDGE FUNDING:	07/26/17 RD/BRIDG	.00 21,143.78 13,355,624.97	.00 .00 .00	.00000 04/30/18	P
	LOGIC RB 2016A	GA	LOGIC CAP PROJ RDBD 2016 JP MORGAN FUNDING:	01/21/16 07/26/17 RB 2016	23,896,986.98 .00 37,832.24 23,896,986.98	23,896,986.98 .00 .00 .00	.41000 .00000 04/30/18	E P
	LOGIC INVESTMENT	GA	GOVT POOL LOGIC INVESTMENT FUNDING:	01/15/14 GENERAL	10,643,181.34 16,849.61 10,643,181.34	10,643,181.34 .00 .00	.11000 .00000 04/30/18	E P
	LOGIC RB 2016A	GA	CP TX RB 2016A JP MORGAN FUNDING:	12/21/16 07/26/17 RB 2016A	66,432,277.16 .00 105,171.51 66,432,277.16	66,432,277.16 .00 .00 .00	.00000 .00000 04/30/18	M P
	LOGIC-ADULT SER	GA	JP MORGAN ADULT SERVICES FUNDING:	08/01/14 ADULTSER	1,412,227.33 2,235.75 1,412,227.33	1,412,227.33 .00 .00	.00000 .00000 04/30/18	E P
	LONE STAR POOL	GA	GOVERNMENT SECURITIES COMBO FUNDING:	12/17/10 GENERAL	405,750.89 .00 550.18 405,750.89	405,750.89 .00 .00 .00	.00000 .00000 04/30/18	E P
	PROVIDENT	GA	GOVERNMENT SECURITIES PROVIDENT- COMBO FUNDING:	02/08/11 07/26/17 C/P-2012 DEBT SER GENERAL LAW LIB	3,449,952.05 .00 4,456.56 3,312,729.83 8,163.10 4,316.54 124,742.58	3,449,952.05 .00 .00 3,312,729.83 8,163.10 4,316.54 124,742.58	.00000 .00000 04/30/18	E P 360
	TEXAS CLASS	GA	GOVT POOL TEXAS CLASS FUNDING:	01/06/12 DEBT SER GENERAL	10,288,333.14 .00 16,431.53 38,909.17 10,249,423.97	10,288,333.14 .00 .00 .00 .00	.00000 .00000 04/30/18	E P
	TEXTAR POOL	GA	GOVERNMENT SECURITIES TextAR- GENERAL FUND FUNDING:	12/21/10 AP GRANT AP MAINT GENERAL RD & BR	3,672,427.49 .00 4,914.60 692,279.86 .00 2,672,389.78 307,757.85	3,672,427.49 .00 .00 .00 .00 2,672,389.78 307,757.85	.00000 .00000 04/30/18	E P
TOTALS FOR DATE					152,567,590.01	152,567,590.01		

RUN DATE 05/01/18 TIME 10.03.29

PEI - INVESTMENT MANAGER

05/01/18

MONTGOMERY COUNTY  
INVESTMENTS BY MATURITY DATE  
APRIL 30, 2018

PAGE 3

MATURITY DATE	INVESTMENT ID	TYPE	DESCRIPTION INSTITUTION SECURITY NUMBER	PURCHASE SOLD 1ST PAY	PURCHASE AMOUNT SALE AMOUNT POSTED INTEREST	FACE VALUE DISCOUNT/PREMIUM ACCRUED INTEREST	YIELD COUPON INT DATE	FREQ BASIS DAYS
09/04/18	RAYMOND JAMES	GA	FARMER MAC BOND COMPASS BANK FUNDING:	08/04/17 09/04/17 3133BHTM	7,000,000.00 .00 7,000,000.00	7,000,000.00 .00 .00	1.30027 1.30027	E P 180
10/17/18	PACIFIC WESTERN	CD	PACIFIC WESTERN BK OF LA FUNDING:	10/17/17 10/17/18 69506YFX	250,000.00 .00 250,000.00	250,000.00 .00 .00	1.40000 .00000	E P 365
10/18/18	BARCLAYS BANK	CD	BARCLAYS BK DE WILMINGTON FUNDING:	10/12/17 10/18/18 06740RK2	250,000.00 .00 250,000.00	250,000.00 .00 .00	1.40000 .00000	E P 365
10/18/18	DISCOVER BANK	CD	DISCOVER BANK GREENWOOD FUNDING:	10/18/18 10/18/18 254673ES	250,000.00 .00 250,000.00	250,000.00 .00 .00	1.40000 .00000	E P 365
10/18/18	GOLDMAN SACHS	CD	GOLDMAN SACHS BK USA NY FUNDING:	10/18/18 10/18/18 38148PRG	250,000.00 .00 250,000.00	250,000.00 .00 .00	1.40000 .00000	E P 365
10/18/18	SAFRA NTL. BK	CD	SAFRA NTL. BK OF NY FUNDING:	10/12/17 10/18/18 786580V8	250,000.00 .00 250,000.00	250,000.00 .00 .00	1.50000 .00000	E P 365
TOTALS FOR DATE								
10/22/18	FARMERS & MERCH	CD	FARMERS & MERCHANTS FUNDING:	10/20/17 10/27/17 321857CG	250,000.00 .00 250,000.00	250,000.00 .00 .00	1.40000 .00000	E D 365
10/26/18	FIRST NB & TC	CD	FIRST NB & TC BANK FUNDING:	10/27/17 11/27/17 321857CG	250,000.00 .00 250,000.00	250,000.00 .00 .00	1.45000 .00000	M P 365
10/30/18	METRO CITY BANK	CD	METRO CITY BK DORAVILLE G FUNDING:	10/30/18 10/30/18 59161TAM	250,000.00 .00 250,000.00	250,000.00 .00 .00	1.40000 .00000	E P 365

RUN DATE 05/01/18 TIME 10:03:29

PEI - INVESTMENT MANAGER

05/01/18

MONTGOMERY COUNTY  
INVESTMENTS BY MATURITY DATE  
APRIL 30, 2018

PAGE 4

MATURITY DATE	INVESTMENT ID	TYPE	DESCRIPTION INSTITUTION SECURITY NUMBER	PURCHASE SOLD 1ST PAY	PURCHASE POSTED INTEREST	FACE VALUE DISCOUNT/PREMIUM ACCRUED INTEREST	YIELD COUPON INT DATE	FREQ BASIS DAYS
01/16/19	VINING SPARKS-2	GD	FHLB	01/16/18	14,918,600.53	15,000,000.00	1.80000	Q
			FUNDING:	07/16/18	.00	99.46	1.25000	D
				FHLB	14,918,600.53	.00		360
03/17/19	JP MORGAN CHASE	CD	JP MORGAN CHASE	03/18/18	11,387,975.77	11,387,975.77	.66000	M
			FUNDING:		.00	.00	.00000	D
				110-GEN	19,127.20	.00		
				225-RMGT	1,455,088.49	.00		
				235-RMDC	4,337,706.51	.00	04/30/18	
				236-DP-C	131,142.42	.00		
				237-DCRC	153,388.98	.00		
				40011-10	79,719.16	.00		
					5,220,930.21	.00		
03/20/19	BNY MELLON NTL		1 YEAR CD BNY MELLON	03/20/18	250,000.00	250,000.00	2.00000	E
			FUNDING:		.00	.00	.00000	D
				1051	250,000.00	.00		365
03/21/19	WESTERN ALLIANCE	CD	WESTERN ALLIANCE	03/21/18	250,000.00	250,000.00	2.00000	E
			FUNDING:		.00	.00	2.00000	D
				1051	250,000.00	.00		365
03/22/19	BUSEY BK CHAMPA	CD	BUSEY BK	03/22/18	250,000.00	250,000.00	2.00000	E
			FUNDING:		.00	.00	.00000	D
				1051	250,000.00	.00		360
03/22/19	WEX BANK	CD	WEX BANK	03/22/18	250,000.00	250,000.00	2.00000	E
			FUNDING:		.00	.00	.00000	D
				1051	250,000.00	.00		360
TOTALS FOR DATE								
03/26/19	HUNTINGTON NTL	CD	HUNTINGTON NTL	03/26/18	250,000.00	250,000.00	2.05000	E
			FUNDING:		.00	.00	.00000	D
				1051	250,000.00	.00		360
03/28/19	BNB BK BRIDGETO	CD	BNB BK BRIDGETOWN	03/28/18	250,000.00	250,000.00	2.00000	E
			FUNDING:		.00	.00	.00000	D
				1051	250,000.00	.00		360
03/28/19	FIRST NTL BK-DA	CD	FIRST NTL BK-DAMARISCOTTA	03/28/18	250,000.00	250,000.00	2.00000	E
			FUNDING:		.00	.00	.00000	D
				1051	250,000.00	.00		360

RUN DATE 05/01/18 TIME 10:03:29

PEI - INVESTMENT MANAGER

05/01/18

MONTGOMERY COUNTY  
INVESTMENTS BY MATURITY DATE  
APRIL 30, 2018

PAGE 5

MATURITY DATE	INVESTMENT ID	TYPE	DESCRIPTION INSTITUTION SECURITY NUMBER	PURCHASE SOLD 1ST PAY	PURCHASE AMOUNT SALE AMOUNT POSTED INTEREST	DISCOUNT/ ACCRUED INTEREST	FACE VALUE PREMIUM INTEREST	YIELD COUPON INT DATE	FREQ BASIS DAYS
03/28/19	PARKWAY BK 4TR	CD	CD PARKWAY BK & TR- ILL FUNDING:	1051	250,000.00		250,000.00	2.00000	E D 360
03/28/19	PINNACLE BK-NAS	CD	CD PINNACLE BK NASHVILLE FUNDING:	1051	250,000.00		250,000.00	2.00000	E D 360
TOTALS FOR DATE									
03/29/19	FLORIDA CNTY B	CD	CD FLORIDA CNTY BK-NA FUNDING:	03/29/18	250,000.00		250,000.00	2.05000	E D 360
08/02/19	VINING SPARKS	GA	FARMER MAC BOND COMPASS BANK FUNDING:	08/02/17	10,000,000.00		10,000,000.00	1.45000	S P 180
01/17/20	VINING SPARKS-3	GD	FARMER MAC FUNDING:	01/17/18	9,996,674.47		10,000,000.00	2.01500	Q D 360
03/27/20	FHLB	GD	FEDERAL HOME LOAN BANK COMPASS FUNDING:	03/27/18	1,550,000.00		1,550,000.00	2.42000	S D 180
TOTAL REPORT					211,920,840.78		212,005,565.78		
					252,930.32		199.43		
							.00		

RUN DATE 05/01/18 TIME 10:03:29

PEI - INVESTMENT MANAGER

05/01/18

MONTGOMERY COUNTY  
INVESTMENTS BY MATURITY DATE  
APRIL 30, 2018

PAGE 6

MATURITY DATE	INVESTMENT ID	TYPE	DESCRIPTION INSTITUTION SECURITY NUMBER	PURCHASE DATE	PURCHASE AMOUNT SOLD	SALE AMOUNT	DISCOUNT/PREMIUM	FACE VALUE	YIELD	FREQ
				1ST PAY	POSTED INTEREST	ACCRUED INTEREST			COUPON	BASIS
									INT DATE	DAYS

All Texas Counties and their investment of public funds are governed by the Texas Public Funds Act, as per Chapter 2256 of the Government Code. In Montgomery County the County Treasurer serves as the Investment Officer as approved by the Commissioner's Court. The investment portfolio of Montgomery County complies with the investment strategy expressed in Montgomery County's investment policy as well as all relevant provisions of the Texas Public Funds Investment Act

Signed:  Date: 5/14/18  
Stephanie Davenport, County Treasurer

JUL 10 2018

07/02/18

MONTGOMERY COUNTY  
INVESTMENTS BY MATURITY DATE  
June 30, 2018

MATURITY DATE	INVESTMENT ID	TYPE	DESCRIPTION INSTITUTION SECURITY NUMBER	PURCHASE SOLD 1ST PAY	PURCHASE AMOUNT SALE AMOUNT POSTED INTEREST	FACE VALUE DISCOUNT/PREMIUM ACCURUED INTEREST	YIELD COUPON INT DATE	FREQ BASIS DAYS
	AIM FUNDS	GA	GOVERNMENT AIM INSTITUTIONAL FUNDS COMBO FUNDING:	12/28/10	3,231,951.07 4,554.29 97,529.15 6,462.23 165,430.60 2,963,529.09	3,231,951.07 .00 .00	.00000 .00000 06/30/18	E P
	BAIL BONDS	GA	GOVT SECURITIES TEXPOOL BAIL BOND ADM FUNDING:	05/07/10 BAIL BDS	12,341.46 18.37 12,341.46	12,341.46 .00 .00	.00000 .00000 06/30/18	E P
	DEBT SERVICE	GA	Govt Pool TexPool 1700600005 FUNDING:	04/14/10 Debt Svc	561,081.40 .00 833.93 561,081.40	561,081.40 .00 .00	.00000 .00000 06/30/18	E P
	ELECTIONS	GA	Govt Pool TexPool ELECTIONS FUNDING:	04/14/10 ELECTION	468,615.48 .00 696.49 468,615.48	468,615.48 .00 .00	.00000 .00000 06/30/18	E P
	FICA		U R BANK, N.A. FUNDING:	08/28/13 DEBTSESV	737,292.87 .00 994.51 737,292.87	737,292.87 .00 .00	.00000 .00000 06/30/18	E P
	FICA-GEN. FUND		-----SUB-GF U S BANK, NA FUNDING:	05/14/14 GENERAL	12,792,212.58 17,254.94 12,792,212.58	12,792,212.58 .00 .00	.13000 .00000 06/30/18	M D
	FUNDS MGMT	GA	GOVT SECURITIES FUNDS Mgmt COMBO FUNDING:	ADLT SVC DBBT SER GENERAL RD-BR	607,065.97 .00 869.16 523,258.19 26,392.62 57,415.16	607,065.97 .00 .00	.00000 .00000 06/30/18	E P 360
	GENERAL FUND	GA	GOVERNMENT SECURITIES TEXPOOL GENERAL FUND FUNDING:	05/12/10 GENERAL	94,926.80 .00 141.09 94,926.80	94,926.80 .00 .00	.00000 .00000 06/30/18	E P
	LOGIC	GA	CO BONDS SERIES 2012 JP MORGAN- CO BDS SER. 2012 FUNDING:	07/01/14 CO BD 12	556,993.28 .00 963.25 556,993.28	556,993.28 .00 .00	.00000 .00000 06/30/18	E P
	LOGIC - R & B	LOGIC		07/01/14	13,401,797.52	13,401,797.52	.10000	E

RUN DATE 07/02/18 TIME 11:26:23

PERI - INVESTMENT MANAGER

07/02/18

MONTGOMERY COUNTY  
INVESTMENTS BY MATURITY DATE  
June 30, 2018

PAGE 2

MATURITY DATE	INVESTMENT ID	TYPE	DESCRIPTION INSTITUTION SECURITY NUMBER	PURCHASE SOLD LET PAY	PURCHASE AMOUNT SALE AMOUNT POSTED INTEREST	FACE VALUE DISCOUNT/PREMIUM ACCRUED INTEREST	YIELD COUPON INT DATE	FREQ BASIS DAYS
	LOGIC CPRB 2016	GA	JP MORGAN CHASE ROAD & BRIDGE FUNDING:	07/26/17 RD/BRIDGE	.00 23,176.14 13,401,797.52	.00 .00 .00	.00000 06/30/18	P
	LOGIC CPRB 2016	GA	LOGIC CAP PROJ RDBD 2016 JP MORGAN FUNDING:	01/21/16 07/26/17 RB 2016	15,016,418.76 .00 38,284.70 15,016,418.76	15,016,418.76 .00 .00 .00	.41000 .00000 06/30/18	E P
	LOGIC INVESTMEN	GA	GOVT POOL LOGIC INVESTMENT FUNDING:	01/15/14 GENERAL	10,679,976.56 18,469.23 10,679,976.56	10,679,976.56 .00 .00	.11000 .00000 06/30/18	E P
	LOGIC RB 2016A	GA	CP TX RB 2016A IN MORGAN FUNDING:	12/21/16 07/26/17 RB 2016A	50,263,118.99 .00 109,455.26 50,263,118.99	50,263,118.99 .00 .00 .00	.00000 .00000 06/30/18	M P
	LOGIC-ADULT SER	GA	JP MORGAN ADULT SERVICES FUNDING:	08/01/14 ADULTSER	1,417,109.65 2,450.65 1,417,109.65	1,417,109.65 .00 .00	.00000 .00000 06/30/18	E P
	LONE STAR POOL	GA	GOVERNMENT SECURITIES COMBO FUNDING:	12/17/10 GENERAL	406,945.59 .00 607.51 406,945.59	406,945.59 .00 .00 .00	.00000 .00000 06/30/18	E P
	PROVIDENT	GA	GOVERNMENT SECURITIES PROVIDENT COMBO FUNDING:	02/08/11 07/26/17 C/P-2012 DEBT SER GENERAL LAW LIB	2,789,401.66 .00 4,701.52 2,651,758.58 8,188.13 4,329.79 125,125.16	2,789,401.66 .00 .00 2,651,758.58 8,188.13 4,329.79 125,125.16	.00000 .00000 06/30/18	E P 360
	TEXAS CLASS	GA	GOVT POOL TEXAS CLASS FUNDING:	01/06/12 DEBT SER GENERAL	10,324,633.37 18,293.72 39,046.45 10,285,586.92	10,324,633.37 .00 .00 .00	.00000 .00000 06/30/18	E P
	TEXSTAR POOL	GA	GOVERNMENT SECURITIES TEXSTAR- GENERAL FUND FUNDING:	12/21/10 AP GRANT AP MAINT GENERAL RD & BR	3,683,342.78 .00 5,532.31 692,279.86 2,682,390.34 308,672.58	3,683,342.78 .00 .00 .00 2,682,390.34 308,672.58	.00000 .00000 06/30/18	E P
TOTALS FOR DATE					127,045,225.79	127,045,225.79		

RUN DATE 07/02/18 TIME 11:26:23

PEI - INVESTMENT MANAGER



07/02/18

MONTGOMERY COUNTY  
INVESTMENTS BY MATURITY DATE  
June 30, 2018

PAGE 3

MATURITY DATE	INVESTMENT ID	TYPE	DESCRIPTION INSTITUTION SECURITY NUMBER	PURCHASE SOLD 1ST PAY	PURCHASE AMOUNT SALE AMOUNT POSTED INTEREST	DISCOUNT/ ACCRUED INTEREST	FACE VALUE PREMIUM	YIELD COUPON INT DATE	FREQ BASIS DAYS
09/04/18	RAYMOND JAMES	GA	FARMER MAC BOND COUNTRY BANK	08/04/17	7,000,000.00	7,000,000.00	1.30027	S	
			FUNDING:	09/04/17	.00	.00	1.30027	P	
				3133EHTM	7,000,000.00	.00		180	
10/17/18	PACIFIC WESTERN	CD	FACTPTG WESTERN BK OF LA	10/17/17	250,000.00	250,000.00	1.40000	E	
			FUNDING:	10/17/18	.00	.00	.00000	P	
				69506YFX	250,000.00	.00		365	
10/18/18	BARCLAYS BANK	CD	BARCLAYS BK DE WILMINGTON	10/12/17	250,000.00	250,000.00	1.40000	E	
			FUNDING:	10/18/18	.00	.00	.00000	P	
				06740KKZ	250,000.00	.00		365	
10/18/18	DISCOVER BANK	CD	DISCOVER BANK GREENWOOD	10/18/18	250,000.00	250,000.00	1.40000	E	
			FUNDING:	10/18/18	.00	.00	.00000	P	
				25467ZBS	250,000.00	.00		365	
10/18/18	GOLDMAN SACHS	CD	GOLDMAN SACHS BK USA NY	10/18/18	250,000.00	250,000.00	1.40000	E	
			FUNDING:	10/18/18	.00	.00	.00000	P	
				38148PRG	250,000.00	.00		365	
10/18/18	SAFRA NTL. BK	CD	SAFRA NTL. BK OF NY	10/12/17	250,000.00	250,000.00	1.50000	E	
			FUNDING:	10/18/18	.00	.00	.00000	P	
				78658QV8	250,000.00	.00		365	
TOTALS FOR DATE									
					1,000,000.00	1,000,000.00			
10/22/18	FARMERS & MERCH	CD	FARMERS & MERCHANTS	10/20/17	250,000.00	250,000.00	1.40000	E	
			FUNDING:	10/27/17	.00	.00	.00000	D	
				321857CG	250,000.00	.00		365	
10/26/18	FIRST NB & TC	CD	FIRST NB & TC BANK	10/27/17	250,000.00	250,000.00	1.45000	M	
			FUNDING:	11/27/17	.00	.00	.00000	P	
				321857CG	250,000.00	.00		365	
10/30/18	METRO CITY BANK	CD	METRO CITY BK DORAVILLE G	10/30/18	250,000.00	250,000.00	1.40000	E	
			FUNDING:	10/30/18	.00	.00	.00000	P	
				59161TAM	250,000.00	.00		365	

RUN DATE 07/02/18 TIME 11:26:23

PEI - INVESTMENT MANAGER

07/02/18

MONTGOMERY COUNTY  
INVESTMENTS BY MATURITY DATE  
June 30, 2018

PAGE 4

MATURITY DATE	INVESTMENT ID	TYPE	DESCRIPTION INSTITUTION SECURITY NUMBER	PURCHASE SOLD 1ST PAY	PURCHASE AMOUNT SALE AMOUNT POSTED INTEREST	DISCOUNT/ACCURUED INTEREST	FACE VALUE	YIELD COUPON INT DATE	FREQ BASIS DAYS
01/16/19	VINING SPARKS-2	GD	FHLB	01/16/18	14,918,600.53	15,000,000.00	99.46	1.80000	Q
			FUNDING:	07/16/18				1.25000	D
				FHLB	14,918,600.53				360
03/17/19	JP MORGAN CHASE	CD	JP MORGAN CHASE	03/18/18	11,419,827.66	11,419,827.66		.66000	M
			FUNDING:	11-0-GEN	20,319.62	.00		.00000	D
				225-RMGT	4,349,838.98			06/18/18	
				235-RMDC	131,509.22				
				236-DP-C	163,845.98				
				237-DCRC	79,942.13				
				40011-10	5,235,533.02				
03/20/19	BNY MELLON NTL	CD	1 YEAR CD BNY MELLON	03/20/18	250,000.00	250,000.00		2.00000	E
			FUNDING:	1051	250,000.00			.00000	D
									365
03/21/19	WESTERN ALLIANCE	CD	WESTERN ALLIANCE	03/21/18	250,000.00	250,000.00		2.00000	E
			FUNDING:	1051	250,000.00			2.00000	D
									365
03/22/19	BUSEY BK CHAMPA	CD	CD BUSEY BK	03/22/18	250,000.00	250,000.00		2.00000	E
			FUNDING:	1051	250,000.00			.00000	D
									360
03/22/19	WEX BANK	CD	CD WEX BANK	03/22/18	250,000.00	250,000.00		2.00000	E
			FUNDING:	1051	250,000.00			.00000	D
									360
TOTALS FOR DATE									
03/26/19	HUNTINGTON NTL	CD	CD HUNTINGTON NTL	03/26/18	250,000.00	250,000.00		2.05000	E
			FUNDING:	1051	250,000.00			.00000	D
									360
03/28/19	BNB BK BRIDGETO	CD	CD BNB BK BRIDGETOWN	03/28/18	250,000.00	250,000.00		2.00000	E
			FUNDING:	1051	250,000.00			.00000	D
									360
03/28/19	FIRST NTL BK-DA	CD	CD FIRST NTL BK-DANMARRISCOTTA	03/28/18	250,000.00	250,000.00		2.00000	E
			FUNDING:	1051	250,000.00			.00000	D
									360

RUN DATE 07/02/18 TIME 11:26:23

PEI - INVESTMENT MANAGER

07/02/18

MONTGOMERY COUNTY  
INVESTMENTS BY MATURITY DATE  
June 30, 2018

PAGE 5

MATURITY DATE	INVESTMENT ID	TYPE	DESCRIPTION INSTITUTION SECURITY NUMBER	PURCHASE SOLD 1ST PAY	PURCHASE SALE AMOUNT POSTED INTEREST	FACE VALUE DISCOUNT/PREMIUM ACCRUED INTEREST	YIELD COUPON INT DATE	FREQ BASIS DAYS
03/28/19	PARKWAY BK ETR	CD	FUNDING: PARKWAY BK & TR- ILL	1051 03/28/18	250,000.00 250,000.00	250,000.00 .00	2.000000 .000000	E D 360
03/28/19	PINNACLE BK-NAS	CD	FUNDING: PINNACLE BK NASHVILLE	1051 03/28/18	250,000.00 250,000.00	250,000.00 .00	2.000000 .000000	E D 360
TOTALS FOR DATE								
03/29/19	FLORIDA CMNTY B	CD	FUNDING: FLORIDA CMNTY BK-NA	1051 03/29/18	250,000.00 250,000.00	250,000.00 .00	2.050000 .000000	E D 360
08/02/19	VINING SPARKS	GA	FUNDING: FARMER MAC BOND COMPASS BANK	1051 08/02/17	250,000.00 10,000,000.00	250,000.00 .00	1.450000 1.450000	E S 180
01/17/20	VINING SPARKS-1	GD	FUNDING: FARMER MAC	1051 01/17/18	250,000.00 9,996,674.47	250,000.00 .00	2.015000 2.000000	E D 360
03/27/20	FHLB	GD	FUNDING: FEDERAL HOME LOAN BANK COMPASS	1051 03/27/18	250,000.00 1,550,000.00	250,000.00 .00	2.420000 2.420000	S D 180
TOTAL REPORT								
					186,430,328.45	186,515,053.45		
					.00	199.43		
					267,616.70	.00		

RUN DATE 07/02/18 TIME 11:26:23

PEI - INVESTMENT MANAGER

07/02/18

MONTGOMERY COUNTY  
INVESTMENTS BY MATURITY DATE  
June 30, 2018

PAGE 6

MATURITY DATE	INVESTMENT ID	TYPE	DESCRIPTION INSTITUTION SECURITY NUMBER	PURCHASE DATE	PURCHASE AMOUNT	SALE AMOUNT	DISCOUNT/PREMIUM	FACE VALUE	ACCURED INTEREST	YIELD	Coupon	FREQ
											INT DATE	BASIS
											DATE	DAYS

All Texas Counties and their investment of public funds are governed by the Texas Public Funds Act, as per Chapter 2356 of the Government Code. In Montgomery County the County Treasurer serves as the Investment Officer as approved by the Commissioner's Court. The investment portfolio of Montgomery County complies with the investment strategy expressed in Montgomery County's investment policy as well as all relevant provisions of the Texas Public Funds Investment Act

Signed:   
Stephanie Davenport, County Treasurer

Date: 7/3/18

**MONTGOMERY COUNTY  
WOODFOREST BANK AND INVESTMENT PORTFOLIO  
AS OF JUNE 30, 2018**

		6/30/2018			
<u>Investments</u>	All Accounts	Current Rate%	General Fund	Total	
<u>Pools</u>					
Lone Star	406,945.59	1.85760%	406,945.59		
TexPool	1,136,965.14	1.84000%	107,268.26		
Texas Class	10,324,633.37	2.18510%	10,285,586.92		
TexStar	3,683,342.78	1.84150%	2,682,390.34		
Logic-CO 2012	556,993.28	2.13320%			
Logic - General	10,679,976.56	2.13320%	10,679,976.56	24,162,167.67	
Logic- Road & Bridge	13,401,797.52	2.13320%			
Logic-Adult Services	1,417,109.65	2.13320%			
Logic- CP RB 2016	15,016,418.76	2.13320%			
Logic-CP TX RB2016A	50,263,118.99	2.13320%			
<u>Mutual Funds</u>	All Accounts		General Fund	Total	
AIM	3,231,951.07	1.68000%	6,462.23		
BlackRock	2,789,401.66	1.62000%	4,329.79		
ICT	607,065.97	1.67000%	26,392.62	37,184.64	
<u>Money Market fund</u>					
FICA-Debt Service	737,292.87	1.60000%			
FICA-Gen. Fund	12,792,212.58	1.60000%	12,792,212.58	12,792,212.58	
<u>Cert. of Deposits</u>					
JP Morgan Chase	11,419,827.66	2.07000%	1,459,158.33	1,259,158.33	
Misc CD's	4,500,000.00	2.00000%	4,500,000.00	4,500,000.00	
<u>Direct Investments</u>					
Vining Sparks- 08/02/17	10,000,000.00	1.45000%	10,000,000.00	10,000,000.00	
Raymond James- 08/04/17	7,000,000.00	1.30027%	7,000,000.00	7,000,000.00	
Vining Sparks-01/16/15	14,918,600.53	1.80000%	14,918,600.53	14,918,600.53	
Vinging Sparks- 01/17/18	9,996,674.47	2.01500%	9,996,674.47	9,996,674.47	
Raymond James 03/27/18	1,550,000.00	2.42000%	1,550,000.00	1,550,000.00	
Total Investments	186,430,328.45		Total General Fund	86,215,998.22	

**MONTGOMERY COUNTY  
WOODFOREST BANK AND INVESTMENT PORTFOLIO  
AS OF JUNE 30, 2018**

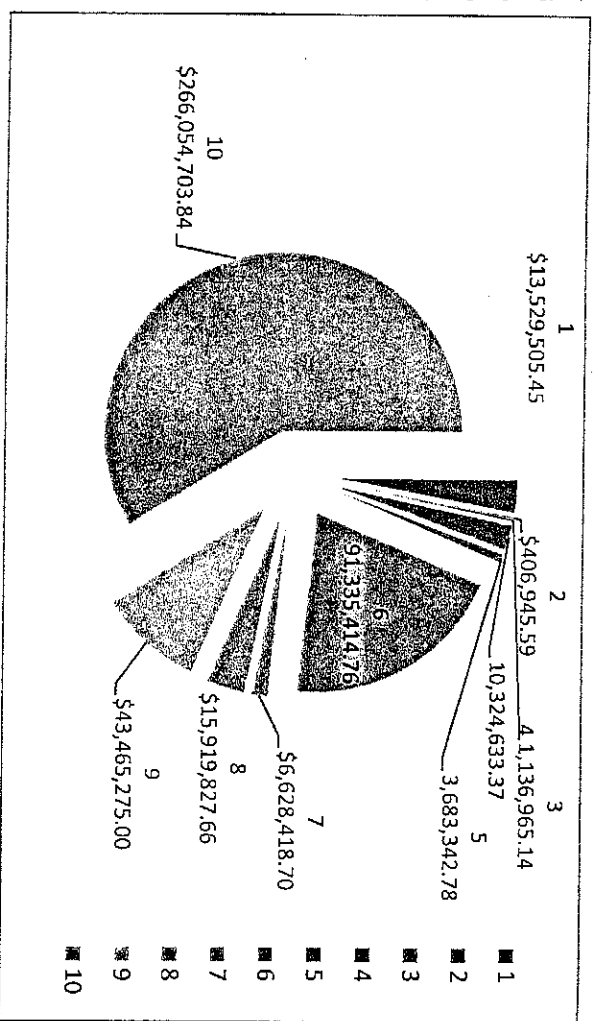
FICA Funds collateralized	\$13,529,505.45	FICA- MM Funds	2.99%	1
70.4% Agencies, 16.9% Treas.	\$406,945.59	Lone Star	0.09%	2
51% C/P	1,136,965.14	TexPool	0.25%	3
64.8% Agencies, 17.2% Treas	10,324,633.37	Texas Class	2.28%	4
97.2% Comm. Paper	3,683,342.78	Tex Star	0.81%	5
Govt Mutual funds	91,335,414.76	Logic	20.19%	6
110% Collateralized	\$6,628,418.70	Mutual Funds / Mone	1.46%	7
FAMAC, TN Valley	\$15,919,827.66	Cert. of Deposits	3.52%	8
110% Collateralized	\$43,465,275.00	Direct Investment	9.61%	9
	\$266,054,703.84	Woodforest Accounts	58.80%	10
	<b>\$452,485,032.29</b>		<b>100.00%</b>	

No on Pie chart below

**BREAKDOWN AS OF 06/30/2018**

WOODFOREST GENERAL FUND /	\$107,360,237.94
WOODFOREST GENERAL FUND /	\$1,002,034.28
WOODFOREST ALL ACCOUNTS	\$265,691,644.55
WOODFOREST CD'S	\$363,059.29
<b>WOODFOREST CLOSING LEDI</b>	<b>\$266,054,703.84</b>

Total Investments	\$186,430,328.45
Total Woodforest	\$266,054,703.84
	\$452,485,032.29



Interest by Month for Direct Investments, MM Funds and Pools  
and General Fund Account and - October 2017 thru September 2018

	MM Funds & Pools	INTEREST DIRECT INVEST.	Mo. Total Invest. Int	Avg. Coll Bal. 8080	Acc 8080 Int.	Avg. Coll Bal. 3170	Acc #3170	Int	MO. BANK		INTEREST MONTH TOTALS
									TOTALS	TOTALS	
Oct 2017	196,857.35	0.00	196,857.35	1,914,600.24	2,097.59	1.30%	20,783,188.80	22,765.00	1.30%	24,862.59	221,719.94
Nov 2017	178,171.76	0.00	178,171.76	227,277.65	248.45	1.34%	17,997,570.05	19,674.06	1.34%	19,922.51	198,094.27
Dec 2017	186,578.44	250,000.00	436,578.44	2,372,844.63	3,002.79	1.50%	39,109,347.71	49,492.08	1.50%	52,494.87	489,073.31
Quarter Total	561,607.55	250,000.00	811,607.55		5,348.83			91,931.14		97,279.97	908,887.52
Jan 2018	197,675.15	0.00	197,675.15	1,228,239.15	1,642.37	1.59%	130,990,851.52	175,513.84	1.59%	177,156.21	374,831.36
Feb 2018	186,576.85	72,500.00	259,076.85	736,313.94	943.29	1.68%	165,178,260.42	211,609.19	1.68%	212,552.48	471,629.33
Mar 2018	228,481.16	37,916.70	266,397.86	945,208.97	1,453.03	1.83%	145,622,818.12	223,860.17	1.83%	225,313.20	491,711.06
Quarter Total	612,733.16	110,416.70	723,149.86		4,038.69			610,983.20		615,021.89	1,338,171.75
YTD Total	1,174,340.71	360,416.70	1,534,757.41		9,387.52			702,914.34		712,301.86	2,247,059.27
Apr 2018	252,930.32	0.00	252,930.32	785,160.28	1,258.21	1.97%	122,506,322.67	195,831.14	1.96%	197,089.35	450,019.67
May 2018	264,870.97	0.00	264,870.97	595,058.02	1,025.95	2.05%	99,413,753.49	171,400.21	2.05%	172,426.16	437,297.13
June 2018	267,616.70	0.00	267,616.70	347,947.25	614.86	2.17%	85,255,456.13	150,656.90	2.17%	151,271.76	418,888.46
Quarter Total	785,417.99	0.00	785,417.99		2,899.02			517,888.25		520,787.27	1,306,205.26
YTD Total	1,959,758.70	360,416.70	2,320,175.40		12,286.54			1,220,802.59		1,233,089.13	3,553,264.53
July 2018	0.00	193,750.00	193,750.00	0.00	0.00	0.00%	0.00	0.00	0.00%	0.00	193,750.00
Aug 2018	0.00	72,500.00	72,500.00	0.00	0.00	0.00%	0.00	0.00	0.00%	0.00	72,500.00
Sep 2018	0.00	45,500.00	45,500.00	0.00	0.00	0.00%	0.00	0.00	0.00%	0.00	45,500.00
Quarter Total	0.00	311,750.00	311,750.00		0.00			0.00		0.00	311,750.00
YTD Total	1,959,758.70	672,166.70	2,631,925.40		12,286.54			1,220,802.59		1,233,089.13	3,865,014.53

**INVESTMENTS BY QUARTER 10/17-09/18**  
**Annual Report as of June 30, 2018**

AIM	COMBO	Principal	Interest	Balance
	9/30/2017 Bal fwd	2,060,876.69	1,139,811.21	3,200,687.90
	10/31/2017 Oct/17 Int		2,535.03	3,203,222.93
	11/30/2017 Nov/17 Int		2,509.18	3,205,732.11
	12/31/2017 Dec/17 Int		2,908.74	3,208,640.85
	<b>First Quarter 12/31/17</b>	<b>0.00</b>	<b>7,952.95</b>	
	1/31/2018 Jan/18 Int	2,060,876.69	1,147,764.16	3,208,640.85
	2/28/2018 Feb/18 Int		3,276.43	3,211,917.28
	3/31/2018 Mar/18 Int		3,070.20	3,214,987.48
	3/31/2018 Mar/18 Int		3,794.45	3,218,781.93
	<b>Second quarter 03/31/18</b>	<b>0.00</b>	<b>10,141.08</b>	
	<b>Total Qtr 1 and Qtr 2</b>	<b>2,060,876.69</b>	<b>1,157,905.24</b>	<b>3,218,781.93</b>
	4/30/2018 Apr/18 Int	0.00	4,167.20	3,222,949.13
	5/31/2018 May 18 Int	0.00	4,447.65	3,227,396.78
	6/30/2018 June 18 Int	0.00	4,554.29	3,231,951.07
	<b>Third Quarter 06/30/18</b>	<b>0.00</b>	<b>13,169.14</b>	
	<b>Total Qtr 1, 2 3</b>	<b>2,060,876.69</b>	<b>1,171,074.38</b>	<b>3,231,951.07</b>
	7/31/2018 Jul 18 Int	0.00	0.00	3,231,951.07
	8/31/2018 Aug 18 Int	0.00	0.00	3,231,951.07
	9/30/2018 Sep 18 Int	0.00	0.00	3,231,951.07
	<b>Fourth Quarter 09/30/18</b>	<b>0.00</b>	<b>0.00</b>	
	<b>TOTAL FOR YEAR 10/17-09/18</b>	<b>2,060,876.69</b>	<b>1,171,074.38</b>	<b>3,231,951.07</b>
	<b>TOTAL INTEREST THIS YEAR</b>	<b>2017/2018</b>	<b>31,263.17</b>	



**INVESTMENTS BY QUARTER 10/17-09/18**  
**Annual Report as of June 30, 2018**

BLACKROCK	-COMBO	Principal	Interest	Balance	FUNDS MGMT	-COMBO	Principal	Interest	Balance
	9/30/2017 Bal fwd	2,430,942.75	1,048,899.25	3,479,842.00	9/30/2017 Bal fwd		597,347.25	3,698.70	601,045.95
	10/31/2017 Oct/17 int	0.00	2,774.10	3,482,616.10	10/31/2017 Oct/17 int		0.00	482.70	601,528.65
	11/30/2017 Nov/17 int	0.00	2,755.18	3,485,371.28	11/30/2017 Nov/17 int		0.00	482.58	602,011.23
	12/31/2017 Dec/17 int	-54,000.00	3,154.49	3,434,525.77	12/31/2017 Dec/17 int		0.00	574.85	602,586.08
	<b>First Quarter 12/31/17</b>	<b>2,376,942.75</b>	<b>8,683.77</b>	<b>3,434,525.77</b>	<b>First Quarter 12/31/17</b>		<b>0.00</b>	<b>1,540.13</b>	<b>602,586.08</b>
	1/31/2018 Jan/18 int	0.00	3,516.26	3,438,042.03	1/31/2018 Jan/18 int		0.00	630.46	603,216.54
	2/28/2018 Feb/18 int	0.00	3,318.50	3,441,360.53	2/28/2018 Feb/18 int		0.00	590.96	603,807.50
	3/31/2018 Mar/18 int	0.00	4,134.96	3,445,495.49	3/31/2018 Mar/18 int		0.00	737.80	604,545.30
	<b>Second quarter 03/31/18</b>	<b>0.00</b>	<b>10,969.72</b>	<b>3,445,495.49</b>	<b>Second quarter 03/31/18</b>		<b>0.00</b>	<b>1,959.22</b>	<b>604,545.30</b>
	<b>Total Qtr 1 and Qtr 2</b>	<b>2,376,942.75</b>	<b>1,068,552.74</b>	<b>3,445,495.49</b>	<b>Total Qtr 1 and Qtr 2</b>		<b>597,347.25</b>	<b>7,198.05</b>	<b>604,545.30</b>
	4/30/2018 Apr/18 int	0.00	4,456.56	3,449,952.05	4/30/2018 Apr/18 int		0.00	800.80	605,346.10
	5/31/2018 May 18 int	0.00	4,748.09	3,454,700.14	5/31/2018 May 18 int		0.00	850.71	606,196.81
	6/30/2018 June 18 int	-670,000.00	4,701.52	2,789,401.66	6/30/2018 June 18 int		0.00	869.16	607,065.97
	<b>Third Quarter 06/30/18</b>	<b>-670,000.00</b>	<b>13,906.17</b>	<b>2,789,401.66</b>	<b>Third Quarter 06/30/18</b>		<b>0.00</b>	<b>2,520.67</b>	<b>607,065.97</b>
	<b>Total Qtr 1, 2 3</b>	<b>1,706,942.75</b>	<b>1,082,458.91</b>	<b>2,789,401.66</b>	<b>Total Qtr 1, 2 3</b>		<b>597,347.25</b>	<b>9,718.72</b>	<b>607,065.97</b>
	7/31/2018 Jul 18 int	0.00	0.00	2,789,401.66	7/31/2018 Jul 18 int		0.00	0.00	607,065.97
	8/31/2018 Aug 18 int	0.00	0.00	2,789,401.66	8/31/2018 Aug 18 int		0.00	0.00	607,065.97
	9/30/2018 Sep 18 int	0.00	0.00	2,789,401.66	9/30/2018 Sep 18 int		0.00	0.00	607,065.97
	<b>Fourth Quarter 09/30/18</b>	<b>0.00</b>	<b>0.00</b>	<b>2,789,401.66</b>	<b>Fourth Quarter 09/30/18</b>		<b>0.00</b>	<b>0.00</b>	<b>607,065.97</b>
	<b>TOTAL FOR YEAR 10/17-09/18</b>	<b>1,706,942.75</b>	<b>1,082,458.91</b>	<b>2,789,401.66</b>	<b>TOTAL FOR YEAR 10/17-09/18</b>		<b>597,347.25</b>	<b>9,718.72</b>	<b>607,065.97</b>
	<b>TOTAL INTEREST THIS YEAR</b>	<b>2017/2018</b>	<b>33,559.66</b>		<b>TOTAL INTEREST THIS YEAR</b>	<b>2017/2018</b>	<b>6,020.02</b>		

**INVESTMENTS BY QUARTER 10/17-09/18**  
**Annual Report as of June 30, 2018**

LONE STAR INVEST -				Chase - Acct			
	Principal	Interest	Balance		Principal	Interest	Balance
9/30/2017 Bal fwd	270,441.06		402,735.17	9/30/2017 Bal fwd	11,102,265.25		11,312,285.55
10/31/2017 Oct/17 int	0.00	350.42	403,085.59	10/31/2017 Oct/17 int	0.00	8,389.95	11,320,675.50
11/30/2017 Nov/17 int	0.00	346.15	403,431.74	11/30/2017 Nov/17 int	0.00	8,396.17	11,329,071.67
12/31/2017 Dec/17 int	0.00	400.23	403,831.97	12/31/2017 Dec/17 int	0.00	8,402.39	11,337,474.06
<b>First Quarter 12/31/17</b>	<b>0.00</b>	<b>1,096.80</b>		<b>First Quarter 12/31/17</b>	<b>0.00</b>	<b>25,188.51</b>	
1/31/2018 Jan/18 int	270,441.06	133,390.91	403,831.97	1/31/2018 Jan/18 int	11,102,265.25	235,208.81	11,337,474.06
2/28/2018 Feb/18 int	0.00	441.73	404,273.70	2/28/2018 Feb/18 int	0.00	8,408.63	11,345,882.69
3/31/2018 Mar/18 int	0.00	413.17	404,686.87	3/31/2018 Mar/18 int	0.00	8,414.86	11,354,297.55
<b>Second quarter 03/31/18</b>	<b>0.00</b>	<b>513.84</b>		<b>Second quarter 03/31/18</b>	<b>0.00</b>	<b>14,351.02</b>	
<b>Total Qtr 1 and Qtr 2</b>	<b>270,441.06</b>	<b>1,368.74</b>	<b>405,200.71</b>	<b>Total Qtr 1 and Qtr 2</b>	<b>11,102,265.25</b>	<b>31,174.51</b>	<b>11,368,648.57</b>
4/30/2018 Apr/18 int	0.00	550.18	405,750.89	4/30/2018 Apr/18 int	0.00	19,327.20	11,387,975.77
5/31/2018 May 18 int	0.00	587.19	406,338.08	5/31/2018 May 18 int	0.00	11,532.27	11,399,508.04
6/30/2018 June 18 int	0.00	607.51	406,945.59	6/30/2018 June 18 int	0.00	20,319.62	11,419,827.66
<b>Third Quarter 06/30/18</b>	<b>0.00</b>	<b>1,744.88</b>		<b>Third Quarter 06/30/18</b>	<b>0.00</b>	<b>51,179.09</b>	
<b>Total Qtr 1, 2 3</b>	<b>270,441.06</b>	<b>136,504.53</b>	<b>406,945.59</b>	<b>Total Qtr 1, 2 3</b>	<b>11,102,265.25</b>	<b>317,562.41</b>	<b>11,419,827.66</b>
7/31/2018 Jul 18 int	0.00	0.00	406,945.59	7/31/2018 Jul 18 int	0.00	0.00	
8/31/2018 Aug 18 int	0.00	0.00	406,945.59	8/31/2018 Aug 18 int	0.00	0.00	
9/30/2018 Sep 18 int	0.00	0.00	406,945.59	9/30/2018 Sep 18 int	0.00	0.00	
<b>Fourth Quarter 09/30/18</b>	<b>0.00</b>	<b>0.00</b>		<b>Fourth Quarter 09/30/18</b>	<b>0.00</b>	<b>0.00</b>	
<b>TOTAL FOR YEAR 10/17-09/18</b>	<b>270,441.06</b>	<b>136,504.53</b>	<b>406,945.59</b>	<b>TOTAL FOR YEAR 10/17-09/18</b>	<b>11,102,265.25</b>	<b>317,562.41</b>	<b>11,419,827.66</b>
<b>TOTAL INTEREST THIS YEAR</b>	<b>2017/2018</b>	<b>4,210.42</b>		<b>TOTAL INTEREST THIS YEAR</b>	<b>2017/2018</b>	<b>107,542.11</b>	

CD PURCHASED 3/03/17  
# 16213

**INVESTMENTS BY QUARTER 10/17-09/18**  
**Annual Report as of June 30, 2018**

<b>TEX STAR INVEST -</b>				<b>TEX POOL BAIL BOND-</b>				
	<b>1</b>	<b>Principal</b>	<b>Interest</b>	<b>Balance</b>		<b>Principal</b>	<b>Interest</b>	<b>Balance</b>
9/30/2017 Bal fwd		3,544,306.78	100,642.72	3,644,949.50	9/30/2017 Bal fwd	12,128.44	84.44	12,212.88
10/31/2017 Oct/17 int		0.00	3,244.92	3,648,194.42	10/31/2017 Oct/17 int	0.00	10.71	12,223.59
11/30/2017 Nov/17 int		0.00	3,206.95	3,651,401.37	11/30/2017 Nov/17 int	0.00	10.57	12,234.16
12/31/2017 Dec/17 int		0.00	3,647.73	3,655,049.10	12/31/2017 Dec/17 int	0.00	12.23	12,246.39
<b>First Quarter 12/31/17</b>		0.00	10,099.60	<b>3,655,049.10</b>	<b>First Quarter 12/31/17</b>	0.00	33.51	<b>12,246.39</b>
1/31/2018 Jan/18 int		0.00	4,004.46	3,659,053.56	1/31/2018 Jan/18 int	0.00	13.49	12,259.88
2/28/2018 Feb/18 int		0.00	3,794.52	3,662,848.08	2/28/2018 Feb/18 int	0.00	12.62	12,272.50
3/31/2018 Mar/18 int		0.00	4,664.81	3,667,512.89	3/31/2018 Mar/18 int	0.00	15.79	12,288.29
<b>Second quarter 03/31/18</b>		0.00	12,463.79	<b>3,667,512.89</b>	<b>Second quarter 03/31/18</b>	0.00	41.90	<b>12,288.29</b>
<b>Total Qtr 1 and Qtr 2</b>		<b>3,544,306.78</b>	<b>123,206.11</b>	<b>3,667,512.89</b>	<b>Total Qtr 1 and Qtr 2</b>	<b>12,128.44</b>	<b>159.85</b>	<b>12,288.29</b>
4/30/2018 Apr/18 int		0.00	4,914.60	3,672,427.49	4/30/2018 Apr/18 int	0.00	16.86	12,305.15
5/31/2018 May 18 int		0.00	5,382.98	3,677,810.47	5/31/2018 May 18 int	0.00	17.94	12,323.09
6/30/2018 June 18 int		0.00	5,532.31	3,683,342.78	6/30/2018 June 18 int	0.00	18.37	12,341.46
<b>Third Quarter 06/30/18</b>		0.00	15,829.89	<b>3,683,342.78</b>	<b>Third Quarter 06/30/18</b>	0.00	53.17	<b>12,341.46</b>
<b>Total Qtr 1, 2 3</b>		<b>3,544,306.78</b>	<b>139,036.00</b>	<b>3,683,342.78</b>	<b>Total Qtr 1, 2 3</b>	<b>12,128.44</b>	<b>213.02</b>	<b>12,341.46</b>
7/31/2018 Jul 18 int		0.00	0.00	3,683,342.78	7/31/2018 Jul 18 int	0.00	0.00	12,341.46
8/31/2018 Aug 18 int		0.00	0.00	3,683,342.78	8/31/2018 Aug 18 int	0.00	0.00	12,341.46
9/30/2018 Sep 18 int		0.00	0.00	3,683,342.78	9/30/2018 Sep 18 int	0.00	0.00	12,341.46
<b>Fourth Quarter 09/30/18</b>		0.00	0.00	<b>3,683,342.78</b>	<b>Fourth Quarter 09/30/18</b>	0.00	0.00	<b>12,341.46</b>
<b>TOTAL FOR YEAR 10/17-09/18</b>		<b>3,544,306.78</b>	<b>139,036.00</b>	<b>3,683,342.78</b>	<b>TOTAL FOR YEAR 10/17-09/18</b>	<b>12,128.44</b>	<b>213.02</b>	<b>12,341.46</b>
<b>TOTAL INTEREST THIS YEAR</b>		<b>2017/2018</b>	<b>38,393.28</b>		<b>TOTAL INTEREST THIS YEAR</b>	<b>2017/2018</b>	<b>128.58</b>	

**INVESTMENTS BY QUARTER 10/17-09/18**  
**Annual Report as of June 30, 2018**

TEX POOL ELECTIONS-				TEX POOL GENERAL -			
	Principal	Interest	Balance		Principal	Interest	Balance
9/30/2017 Bal fwd	450,000.00		463,733.39	9/30/2017 Bal fwd	93,289.59		93,937.82
10/31/2017 Oct/17 int	0.00	406.40	464,139.79	10/31/2017 Oct/17 int	0.00	82.36	94,020.18
11/30/2017 Nov/17 int	0.00	400.80	464,540.59	11/30/2017 Nov/17 int	0.00	81.18	94,101.36
12/31/2017 Dec/17 int	0.00	464.18	465,004.77	12/31/2017 Dec/17 int	0.00	94.03	94,195.39
<b>First Quarter 12/31/17</b>	<b>0.00</b>	<b>1,271.38</b>	<b>465,004.77</b>	<b>First Quarter 12/31/17</b>	<b>0.00</b>	<b>257.57</b>	<b>94,195.39</b>
1/31/2018 Jan/18 int	450,000.00	15,004.77	465,004.77	1/31/2018 Jan/18 int	93,289.59	905.80	94,195.39
2/28/2018 Feb/18 int	0.00	512.98	465,517.75	2/28/2018 Feb/18 int	0.00	103.88	94,299.27
3/31/2018 Mar/18 int	0.00	479.88	465,997.63	3/31/2018 Mar/18 int	0.00	97.24	94,396.51
<b>Second quarter 03/31/18</b>	<b>0.00</b>	<b>599.81</b>	<b>466,597.44</b>	<b>Second quarter 03/31/18</b>	<b>0.00</b>	<b>121.49</b>	<b>94,518.00</b>
<b>Total Qtr 1 and Qtr 2</b>	<b>450,000.00</b>	<b>1,592.67</b>	<b>466,597.44</b>	<b>Total Qtr 1 and Qtr 2</b>	<b>93,289.59</b>	<b>322.61</b>	<b>94,518.00</b>
4/30/2018 Apr/18 int	0.00	640.63	467,238.07	4/30/2018 Apr/18 int	0.00	129.74	94,647.74
5/31/2018 May 18 int	0.00	680.92	467,918.99	5/31/2018 May 18 int	0.00	137.97	94,785.71
6/30/2018 June 18 int	0.00	696.49	468,615.48	6/30/2018 June 18 int	0.00	141.09	94,926.80
<b>Third Quarter 06/30/18</b>	<b>0.00</b>	<b>2,018.04</b>	<b>468,615.48</b>	<b>Third Quarter 06/30/18</b>	<b>0.00</b>	<b>408.80</b>	<b>94,926.80</b>
<b>Total Qtr 1, 2 3</b>	<b>450,000.00</b>	<b>18,615.48</b>	<b>468,615.48</b>	<b>Total Qtr 1, 2 3</b>	<b>93,289.59</b>	<b>1,637.21</b>	<b>94,926.80</b>
7/31/2018 Jul 18 int	0.00	0.00	468,615.48	7/31/2018 Jul 18 int	0.00	0.00	94,926.80
8/31/2018 Aug 18 int	0.00	0.00	468,615.48	8/31/2018 Aug 18 int	0.00	0.00	94,926.80
9/30/2018 Sep 18 int	0.00	0.00	468,615.48	9/30/2018 Sep 18 int	0.00	0.00	94,926.80
<b>Fourth Quarter 09/30/18</b>	<b>0.00</b>	<b>0.00</b>	<b>468,615.48</b>	<b>Fourth Quarter 09/30/18</b>	<b>0.00</b>	<b>0.00</b>	<b>94,926.80</b>
<b>TOTAL FOR YEAR 10/17-09/18</b>	<b>450,000.00</b>	<b>18,615.48</b>	<b>468,615.48</b>	<b>TOTAL FOR YEAR 10/17-09/18</b>	<b>93,289.59</b>	<b>1,637.21</b>	<b>94,926.80</b>
<b>TOTAL INTEREST THIS YEAR</b>	<b>2017/2018</b>	<b>4,882.09</b>		<b>TOTAL INTEREST THIS YEAR</b>	<b>2017/2018</b>	<b>988.98</b>	

INVESTMENTS BY QUARTER 10/17-09/18  
Annual Report as of June 30, 2018

TEX POOL DEBT SERVICE-	Principal	Interest	Balance	TEXAS CLASS-1	Principal	Interest	Balance
9/30/2017 Bal fwd	525,000.00	30,236.04	555,236.04	9/30/2017 Bal fwd	26,134,122.22	1,047,477.11	27,181,599.33
10/31/2017 Oct/17 int	0.00	486.58	555,722.62	10/31/2017 Oct/17 int	-7,000,000.00	23,298.77	20,204,898.10
11/30/2017 Nov/17 int	0.00	479.89	556,202.51	11/30/2017 Nov/17 int	-10,000,000.00	13,372.20	10,218,270.30
12/31/2017 Dec/17 int	0.00	555.74	556,758.25	12/31/2017 Dec/17 int	0.00	12,178.98	10,230,449.28
<b>First Quarter 12/31/17</b>	<b>0.00</b>	<b>1,522.21</b>	<b>556,758.25</b>	<b>First Quarter 12/31/17</b>	<b>-17,000,000.00</b>	<b>48,849.95</b>	<b>10,230,449.28</b>
1/31/2018 Jan/18 int	0.00	614.17	557,372.42	1/31/2018 Jan/18 int	0.00	13,492.93	10,243,942.21
2/28/2018 Feb/18 int	0.00	574.56	557,946.98	2/28/2018 Feb/18 int	0.00	12,719.05	10,256,661.26
3/31/2018 Mar/18 int	0.00	718.18	558,665.16	3/31/2018 Mar/18 int	0.00	15,240.35	10,271,901.61
<b>Second quarter 03/31/18</b>	<b>0.00</b>	<b>1,906.91</b>	<b>558,665.16</b>	<b>Second quarter 03/31/18</b>	<b>0.00</b>	<b>41,452.33</b>	<b>10,271,901.61</b>
<b>Total Qtr 1 and Qtr 2</b>	<b>525,000.00</b>	<b>33,665.16</b>	<b>558,665.16</b>	<b>Total Qtr 1 and Qtr 2</b>	<b>9,134,122.22</b>	<b>1,137,779.39</b>	<b>10,271,901.61</b>
4/30/2018 Apr/18 int	0.00	767.05	559,432.21	4/30/2018 Apr/18 int	0.00	16,431.53	10,288,333.14
5/31/2018 May 18 int	0.00	815.26	560,247.47	5/31/2018 May 18 int	0.00	18,006.51	10,306,339.65
6/30/2018 June 18 int	0.00	833.93	561,081.40	6/30/2018 June 18 int	0.00	18,293.72	10,324,633.37
<b>Third Quarter 06/30/18</b>	<b>0.00</b>	<b>2,416.24</b>	<b>561,081.40</b>	<b>Third Quarter 06/30/18</b>	<b>0.00</b>	<b>52,731.76</b>	<b>10,324,633.37</b>
<b>Total Qtr 1, 2 3</b>	<b>525,000.00</b>	<b>36,081.40</b>	<b>561,081.40</b>	<b>Total Qtr 1, 2 3</b>	<b>9,134,122.22</b>	<b>1,190,511.15</b>	<b>10,324,633.37</b>
7/31/2018 Jul 18 int	0.00	0.00	561,081.40	7/31/2018 Jul 18 int	0.00	0.00	10,324,633.37
8/31/2018 Aug 18 int	0.00	0.00	561,081.40	8/31/2018 Aug 18 int	0.00	0.00	10,324,633.37
9/30/2018 Sep 18 int	0.00	0.00	561,081.40	9/30/2018 Sep 18 int	0.00	0.00	10,324,633.37
<b>Fourth Quarter 09/30/18</b>	<b>0.00</b>	<b>0.00</b>	<b>561,081.40</b>	<b>Fourth Quarter 09/30/18</b>	<b>0.00</b>	<b>0.00</b>	<b>10,324,633.37</b>
<b>TOTAL FOR YEAR 10/17-09/18</b>	<b>525,000.00</b>	<b>36,081.40</b>	<b>561,081.40</b>	<b>TOTAL FOR YEAR 10/17-09/18</b>	<b>9,134,122.22</b>	<b>1,190,511.15</b>	<b>10,324,633.37</b>
<b>TOTAL INTEREST THIS YEAR</b>	<b>2017/2018</b>	<b>5,845.36</b>	<b>561,081.40</b>	<b>TOTAL INTEREST THIS YEAR</b>	<b>2017/2018</b>	<b>143,034.04</b>	<b>10,324,633.37</b>

**INVESTMENTS BY QUARTER 10/17-09/18**  
**Annual Report as of June 30, 2018**

	Principal	Interest	Balance		Principal	Interest	Balance
<b>LOGIC 2012a</b>				<b>LOGIC-GEN. FUND -</b>			
9/30/2017 Bal fwd	502,000.00	48,167.84	550,167.84	9/30/2017 Bal fwd	19,772,461.02	769,431.59	20,541,892.61
10/31/2017 Oct/17 int	0.00	600.15	550,767.99	10/31/2017 Oct/17 int	-5,000,000.00	17,481.83	15,559,374.44
11/30/2017 Nov/17 int	0.00	584.54	551,352.53	11/30/2017 Nov/17 int	-5,000,000.00	12,445.71	10,571,820.15
12/31/2017 Dec/17 int	0.00	645.45	551,997.98	12/31/2017 Dec/17 int	0.00	12,376.02	10,584,196.17
<b>First Quarter 12/31/17</b>	<b>0.00</b>	<b>1,830.14</b>	<b>551,997.98</b>	<b>First Quarter 12/31/17</b>	<b>-10,000,000.00</b>	<b>42,303.56</b>	<b>10,584,196.17</b>
1/31/2018 Jan/18 int	0.00	713.74	552,711.72	1/31/2018 Jan/18 int	0.00	13,685.18	10,597,881.35
2/28/2018 Feb/18 int	0.00	674.06	553,385.78	2/28/2018 Feb/18 int	0.00	12,924.65	10,610,806.00
3/31/2018 Mar/18 int	0.00	809.72	554,195.50	3/31/2018 Mar/18 int	0.00	15,525.73	10,626,331.73
<b>Second quarter 03/31/18</b>	<b>0.00</b>	<b>2,197.52</b>	<b>554,195.50</b>	<b>Second quarter 03/31/18</b>	<b>0.00</b>	<b>42,135.56</b>	<b>10,626,331.73</b>
<b>Total Qtr 1 and Qtr 2</b>	<b>502,000.00</b>	<b>52,195.50</b>	<b>554,195.50</b>	<b>Total Qtr 1 and Qtr 2</b>	<b>9,772,461.02</b>	<b>853,870.71</b>	<b>10,626,331.73</b>
4/30/2018 Apr/18 int	0.00	878.75	555,074.25	4/30/2018 Apr/18 int	0.00	16,849.61	10,643,181.34
5/31/2018 May 18 int	0.00	955.78	556,030.03	5/31/2018 May 18 int	0.00	18,325.99	10,661,507.33
6/30/2018 June 18 int	0.00	963.25	556,993.28	6/30/2018 June 18 int	0.00	18,469.23	10,679,976.56
<b>Third Quarter 06/30/18</b>	<b>0.00</b>	<b>2,797.78</b>	<b>556,993.28</b>	<b>Third Quarter 06/30/18</b>	<b>0.00</b>	<b>53,644.83</b>	<b>10,679,976.56</b>
<b>Total Qtr 1, 2 3</b>	<b>502,000.00</b>	<b>54,993.28</b>	<b>556,993.28</b>	<b>Total Qtr 1, 2 3</b>	<b>9,772,461.02</b>	<b>907,515.54</b>	<b>10,679,976.56</b>
7/31/2018 Jul 18 int	0.00	0.00	556,993.28	7/31/2018 Jul 18 int	0.00	0.00	10,679,976.56
8/31/2018 Aug 18 int	0.00	0.00	556,993.28	8/31/2018 Aug 18 int	0.00	0.00	10,679,976.56
9/30/2018 Sep 18 int	0.00	0.00	556,993.28	9/30/2018 Sep 18 int	0.00	0.00	10,679,976.56
<b>Fourth Quarter 09/30/18</b>	<b>0.00</b>	<b>0.00</b>	<b>556,993.28</b>	<b>Fourth Quarter 09/30/18</b>	<b>0.00</b>	<b>0.00</b>	<b>10,679,976.56</b>
<b>TOTAL FOR YEAR 10/17-09/18</b>	<b>502,000.00</b>	<b>54,993.28</b>	<b>556,993.28</b>	<b>TOTAL FOR YEAR 10/17-09/18</b>	<b>9,772,461.02</b>	<b>907,515.54</b>	<b>10,679,976.56</b>
<b>TOTAL INTEREST THIS YEAR</b>	<b>2017/2018</b>	<b>6,825.44</b>	<b>556,993.28</b>	<b>TOTAL INTEREST THIS YEAR</b>	<b>2017/2018</b>	<b>138,083.95</b>	<b>10,679,976.56</b>

INVESTMENTS BY QUARTER 10/17-09/18  
Annual Report as of June 30, 2018

LOGIC- ROAD & BRIDGE	Principal	Interest	Balance	LOGIC-2016-	Principal	Interest	Balance
9/30/2017 Bal fwd	12,885,000.00	352,571.39	13,237,571.39	9/30/2017 Bal fwd	31,412,000.00	691,054.61	32,103,054.61
10/31/2017 Oct/17 int	0.00	14,440.69	13,252,012.08	10/31/2017 Oct/17 int	0.00	35,020.78	32,138,075.39
11/30/2017 Nov/17 int	0.00	14,065.05	13,266,077.13	11/30/2017 Nov/17 int	0.00	34,109.77	32,172,185.16
12/31/2017 Dec/17 int	0.00	15,530.10	13,281,607.23	12/31/2017 Dec/17 int	-8,441,000.00	33,363.33	23,764,548.49
<b>First Quarter 12/31/17</b>	<b>0.00</b>	<b>44,035.84</b>	<b>13,281,607.23</b>	<b>First Quarter 12/31/17</b>	<b>-8,441,000.00</b>	<b>102,493.88</b>	<b>23,764,548.49</b>
1/31/2018 Jan/18 int	0.00	17,172.90	13,298,780.13	1/31/2018 Jan/18 int	0.00	30,726.95	23,795,275.44
2/28/2018 Feb/18 int	0.00	16,218.55	13,314,998.68	2/28/2018 Feb/18 int	0.00	29,019.57	23,824,295.01
3/31/2018 Mar/18 int	0.00	19,482.51	13,334,481.19	3/31/2018 Mar/18 int	0.00	34,859.73	23,859,154.74
<b>Second quarter 03/31/18</b>	<b>0.00</b>	<b>52,873.96</b>	<b>13,334,481.19</b>	<b>Second quarter 03/31/18</b>	<b>0.00</b>	<b>94,606.25</b>	<b>23,859,154.74</b>
<b>Total Qtr 1 and Qtr 2</b>	<b>12,885,000.00</b>	<b>449,481.19</b>	<b>13,334,481.19</b>	<b>Total Qtr 1 and Qtr 2</b>	<b>22,971,000.00</b>	<b>888,154.74</b>	<b>23,859,154.74</b>
4/30/2018 Apr/18 int	0.00	21,143.78	13,355,624.97	4/30/2018 Apr/18 int	0.00	37,832.24	23,896,986.98
5/31/2018 May 18 int	0.00	22,996.41	13,378,621.38	5/31/2018 May 18 int	0.00	41,147.08	23,938,134.06
6/30/2018 June 18 int	0.00	23,176.14	13,401,797.52	6/30/2018 June 18 int	-8,960,000.00	38,284.70	15,016,418.76
<b>Third Quarter 06/30/18</b>	<b>0.00</b>	<b>67,316.33</b>	<b>13,401,797.52</b>	<b>Third Quarter 06/30/18</b>	<b>-8,960,000.00</b>	<b>117,264.02</b>	<b>15,016,418.76</b>
<b>Total Qtr 1, 2 3</b>	<b>12,885,000.00</b>	<b>516,797.52</b>	<b>13,401,797.52</b>	<b>Total Qtr 1, 2 3</b>	<b>14,011,000.00</b>	<b>1,005,418.76</b>	<b>15,016,418.76</b>
7/31/2018 Jul 18 int	0.00	0.00	13,401,797.52	7/31/2018 Jul 18 int	0.00	0.00	15,016,418.76
8/31/2018 Aug 18 int	0.00	0.00	13,401,797.52	8/31/2018 Aug 18 int	0.00	0.00	15,016,418.76
9/30/2018 Sep 18 int	0.00	0.00	13,401,797.52	9/30/2018 Sep 18 int	0.00	0.00	15,016,418.76
<b>Fourth Quarter 09/30/18</b>	<b>0.00</b>	<b>0.00</b>	<b>13,401,797.52</b>	<b>Fourth Quarter 09/30/18</b>	<b>0.00</b>	<b>0.00</b>	<b>15,016,418.76</b>
<b>TOTAL FOR YEAR 10/17-09/18</b>	<b>12,885,000.00</b>	<b>516,797.52</b>	<b>13,401,797.52</b>	<b>TOTAL FOR YEAR 10/17-09/18</b>	<b>14,011,000.00</b>	<b>1,005,418.76</b>	<b>15,016,418.76</b>
<b>TOTAL INTEREST THIS YEAR</b>	<b>2017/2018</b>	<b>164,226.13</b>		<b>TOTAL INTEREST THIS YEAR</b>	<b>2017/2018</b>	<b>314,364.15</b>	

**INVESTMENTS BY QUARTER 10/17-09/18**  
**Annual Report as of June 30, 2018**

LOGIC- ADULT. SERV-	Principal	Interest	Balance	LOGIC- 2016A-	Principal	Interest	Balance
9/30/2017 Bal fwd	1,377,123.47	22,620.86	1,399,744.33	9/30/2017 Bal fwd	68,577,473.58	611,177.92	69,188,651.50
10/31/2017 Oct/17 int	0.00	1,526.94	1,401,271.27	10/31/2017 Oct/17 int	0.00	75,476.96	69,264,128.46
11/30/2017 Nov/17 int	0.00	1,487.23	1,402,758.50	11/30/2017 Nov/17 int	0.00	73,513.56	69,337,642.02
12/31/2017 Dec/17 int	0.00	1,642.17	1,404,400.67	12/31/2017 Dec/17 int	-3,353,000.00	79,463.03	66,064,105.05
<b>First Quarter 12/31/17</b>	<b>0.00</b>	<b>4,656.34</b>	<b>1,404,400.67</b>	<b>First Quarter 12/31/17</b>	<b>-3,353,000.00</b>	<b>228,453.55</b>	<b>66,064,105.05</b>
1/31/2018 Jan/18 int	1,377,123.47	27,277.20	1,404,400.67	1/31/2018 Jan/18 int	65,224,473.58	839,631.47	66,064,105.05
2/28/2018 Feb/18 int	0.00	1,815.89	1,406,216.56	2/28/2018 Feb/18 int	0.00	85,419.72	66,149,524.77
3/31/2018 Mar/18 int	0.00	1,714.94	1,407,931.50	3/31/2018 Mar/18 int	0.00	80,672.79	66,230,197.56
<b>Second quarter 03/31/18</b>	<b>0.00</b>	<b>2,060.08</b>	<b>1,409,991.58</b>	<b>Second quarter 03/31/18</b>	<b>0.00</b>	<b>96,908.09</b>	<b>66,327,105.65</b>
5,590.91				263,000.60			
<b>Total Qtr 1 and Qtr 2</b>	<b>1,377,123.47</b>	<b>32,868.11</b>	<b>1,409,991.58</b>	<b>Total Qtr 1 and Qtr 2</b>	<b>65,224,473.58</b>	<b>1,102,632.07</b>	<b>66,327,105.65</b>
4/30/2018 Apr/18 int	0.00	2,235.75	1,412,227.33	4/30/2018 Apr/18 int	0.00	105,171.51	66,432,277.16
5/31/2018 May 18 int	0.00	2,431.66	1,414,658.99	5/31/2018 May 18 int	0.00	114,386.57	66,546,663.73
6/30/2018 June 18 int	0.00	2,450.66	1,417,109.65	6/30/2018 June 18 int	-16,393,000.00	109,455.26	50,263,118.99
<b>Third Quarter 06/30/18</b>	<b>0.00</b>	<b>7,118.07</b>	<b>1,417,109.65</b>	<b>Third Quarter 06/30/18</b>	<b>-16,393,000.00</b>	<b>329,013.34</b>	<b>50,263,118.99</b>
<b>Total Qtr 1, 2 3</b>	<b>1,377,123.47</b>	<b>39,986.18</b>	<b>1,417,109.65</b>	<b>Total Qtr 1, 2 3</b>	<b>48,831,473.58</b>	<b>1,431,645.41</b>	<b>50,263,118.99</b>
7/31/2018 Jul 18 int	0.00	0.00	1,417,109.65	7/31/2018 Jul 18 int	0.00	0.00	50,263,118.99
8/31/2018 Aug 18 int	0.00	0.00	1,417,109.65	8/31/2018 Aug 18 int	0.00	0.00	50,263,118.99
9/30/2018 Sep 18 int	0.00	0.00	1,417,109.65	9/30/2018 Sep 18 int	0.00	0.00	50,263,118.99
<b>Fourth Quarter 09/30/18</b>	<b>0.00</b>	<b>0.00</b>	<b>1,417,109.65</b>	<b>Fourth Quarter 09/30/18</b>	<b>0.00</b>	<b>0.00</b>	<b>50,263,118.99</b>
<b>TOTAL FOR YEAR 10/17-09/18</b>	<b>1,377,123.47</b>	<b>39,986.18</b>	<b>1,417,109.65</b>	<b>TOTAL FOR YEAR 10/17-09/18</b>	<b>48,831,473.58</b>	<b>1,431,645.41</b>	<b>50,263,118.99</b>
<b>TOTAL INTEREST THIS YEAR</b>	<b>2017/2018</b>	<b>17,365.32</b>		<b>TOTAL INTEREST THIS YEAR</b>	<b>2017/2018</b>	<b>820,467.49</b>	



**INVESTMENTS BY QUARTER 10/17-09/18**  
**Annual Report as of June 30, 2018**

FICA-DEBT SERV-				FICA-GEN. FUND.			
	Principal	Interest	Balance		Principal	Interest	Balance
9/30/2017 Bal fwd	665,886.91		730,614.00	9/30/2017 Bal fwd	12,500,000.00		12,676,332.94
10/31/2017 Oct/17 int	0	64,727.09	731,172.47	10/31/2017 Oct/17 int	0	176,332.94	12,686,022.53
11/30/2017 Nov/17 int	0	558.47	731,713.34	11/30/2017 Nov/17 int	0	9,689.59	12,695,406.71
12/31/2017 Dec/17 int	0	540.87	732,321.77	12/31/2017 Dec/17 int	0	9,384.18	12,705,963.03
<b>First Quarter 12/31/17</b>	<b>0.00</b>	<b>1,707.77</b>	<b>732,321.77</b>	<b>First Quarter 12/31/17</b>	<b>0.00</b>	<b>29,630.09</b>	<b>12,705,963.03</b>
1/31/2018 Jan/18 int	665,886.91	66,434.86	732,321.77	1/31/2018 Jan/18 int	12,500,000.00	205,963.03	12,705,963.03
2/28/2018 Feb/18 int	0	715.27	733,037.04	2/28/2018 Feb/18 int	0	12,410.08	12,718,373.11
3/31/2018 Mar/18 int	0.00	646.68	733,683.72	3/31/2018 Mar/18 int	0	11,220.05	12,729,593.16
<b>Second quarter 03/31/18</b>	<b>0.00</b>	<b>759.82</b>	<b>734,443.54</b>	<b>Second quarter 03/31/18</b>	<b>0.00</b>	<b>13,182.98</b>	<b>12,742,776.14</b>
<b>Total Qtr 1 and Qtr 2</b>	<b>665,886.91</b>	<b>2,121.77</b>	<b>736,565.31</b>	<b>Total Qtr 1 and Qtr 2</b>	<b>12,500,000.00</b>	<b>36,813.11</b>	<b>12,779,589.25</b>
4/30/2018 Apr/18 int	0	68,556.63	734,443.54	4/30/2018 Apr/18 int	0	242,776.14	12,779,589.25
5/31/2018 May 18 int	0	905.51	735,349.05	5/31/2018 May 18 int	0	15,710.82	12,758,486.96
6/30/2018 June 18 int	0	949.31	736,298.36	6/30/2018 June 18 int	0	16,470.68	12,774,957.64
<b>Third Quarter 06/30/18</b>	<b>0.00</b>	<b>2,849.33</b>	<b>737,292.87</b>	<b>Third Quarter 06/30/18</b>	<b>0.00</b>	<b>17,254.94</b>	<b>12,792,212.58</b>
<b>Total Qtr 1, 2 3</b>	<b>665,886.91</b>	<b>71,405.96</b>	<b>737,292.87</b>	<b>Total Qtr 1, 2 3</b>	<b>12,500,000.00</b>	<b>49,436.44</b>	<b>12,792,212.58</b>
7/31/2018 Jul 18 int	0	0	737,292.87	7/31/2018 Jul 18 int	0	0	12,792,212.58
8/31/2018 Aug 18 int	0	0	737,292.87	8/31/2018 Aug 18 int	0	0	12,792,212.58
9/30/2018 Sep 18 int	0	0	737,292.87	9/30/2018 Sep 18 int	0	0	12,792,212.58
<b>Fourth Quarter 09/30/18</b>	<b>0.00</b>	<b>0.00</b>	<b>737,292.87</b>	<b>Fourth Quarter 09/30/18</b>	<b>0.00</b>	<b>0.00</b>	<b>12,792,212.58</b>
<b>TOTAL FOR YEAR 10/17-09/18</b>	<b>665,886.91</b>	<b>71,405.96</b>	<b>737,292.87</b>	<b>TOTAL FOR YEAR 10/17-09/18</b>	<b>12,500,000.00</b>	<b>292,212.58</b>	<b>12,792,212.58</b>
<b>TOTAL INTEREST THIS YEAR</b>	<b>2017/2018</b>	<b>6,678.87</b>		<b>TOTAL INTEREST THIS YEAR</b>	<b>2017/2018</b>	<b>115,879.64</b>	
<b>DIRECT INVESTMENTS</b>							
COASTAL SEC matured	Principal \$0.00	Interest \$0.00	Balance \$0.00				
VINING SPARKS	\$10,000,000.00	\$0.00	\$10,000,000.00				
Raymond James	\$7,000,000.00	\$0.00	\$7,000,000.00				
Raymond James- FHLB	\$1,550,000.00	\$0.00	\$1,550,000.00				
Vining Sparks- FHLB	\$14,918,600.53	\$0.00	\$14,918,600.53				
Vining Sparks- FANM	\$9,996,674.47	\$0.00	\$9,996,674.47				



