



#3 9B 2  
JAN 23 2018

Consent-Treasurer

**Commissioners' Court-Regular Meeting**

**TO:** Montgomery County Commissioners' Court

**FROM:** Stephanie Davenport, Treasurer

**DATE:** 01/23/2018

**SUBJECT:** CONSIDER AND APPROVE THE QUARTERLY INVESTMENT REPORT FOR QUARTER  
END DECEMBER 31, 2017.

---

**Attachments**

QUARTERLY INVESTMENT REPORT 4Q 2017

---



932  
JAN 23 2018

**STEPHANNE DAVENPORT**  
**MONTGOMERY COUNTY TREASURER**  
501 North Thompson, Suite 201, Conroe, Texas 77305  
P.O. Box 1307, Conroe, Texas 77305

January 8, 2018

To: COMMISSIONERS COURT AND INVESTMENT COMMITTEE  
From: STEPHANNE DAVENPORT, COUNTY TREASURER  
RE: QUARTERLY INVESTMENT REPORT FOR QUARTER ENDING December 31, 2017.

I have attached the Quarterly Investment Report for Quarter, October through December 2017. Interest earnings on investments for the quarter were as follows:

\$ -0-	Direct Investments
561,607.55	Money Market Funds and Pools
5,348.83	Woodforest General A/C
91,931.14	Woodforest General Disbursement A/C
\$ 658,887.52	Total Interest Earned for Quarter October – December 2017.

This represents a high interest of 1.50% (AVG) from Woodforest National Bank to a low interest of 0.93% from AIM.

The interest earned for the prior quarter, July – September 2017 was \$ 885,066.46

Please call if you have any questions.

cc: Phyllis Martin, County Auditor  
J.D. Lambright, County Attorney

**QUARTERLY INVESTMENT REPORT FOR PERIOD ENDED DECEMBER 31, 2017**

**SUBMITTED TO: COMMISSIONERS COURT, MONTGOMERY COUNTY**

**PREPARED BY: JAN AVERY, FINANCIAL ANALYST**  
**PREPARED FOR STEPHANNE DAVENPORT, COUNTY TREASURER**

This report is made in accordance with provisions of Govt. code 2256, The Public Funds Investment Act, amended effective September 1, 2011, which require quarterly reporting of investment transactions for county funds to the Commissioners Court. The investments held in Montgomery County's portfolio comply with the Public Funds Investment Act and with the County's Investment Policy and Strategies.

**CASH AVAILABILITY**

Cash in our depository banks is kept fairly high as the rates are the 91 day avg T-Bill plus 25 bps. Excess funds are invested and matured to meet payroll and accounts payable requirements. A cash report is compiled on a daily basis for our Woodforest Bank accounts and Investments. Cash in Woodforest National Bank, our depository bank, for the quarter of October through December for the past two years is as follows:

	Avg. Daily Coll. Balance 2017	Avg. Daily Coll. Balance 2016
OCTOBER	123,353,758.17	71,660,636.59
NOVEMBER	124,263,873.78	61,733,761.37
DECEMBER	212,891,126.47	91,678,001.78

**We have depository contracts with Woodfores National Bank and JP Morgan Chase Bank new contract 05/17 for 4 years.**

**Amegy Bank is the Bank Depository for the Tax Assessor - new contract 5/17 for 4 years**

**INVESTMENTS**

	Amt of Dollars Invested 2017	Amt of Dollars Invested 2016
OCTOBER	216,796,821.17	225,718,047.82
NOVEMBER	202,171,850.28	225,816,151.62
DECEMBER	182,089,902.30	311,099,473.13

**PERFORMANCE MEASUREMENT**

I currently have \$ 182,089,902.30 , invested as of 01/04/2018.  
 This figure includes interest earned at 12/31/2017.

**INVESCO (AIM) Institutional Funds** currently has \$ 3,208,640.85 invested in it.  
 Average yield for the month of December 2017 0.93% (30 day yield).

	Principal	Interest Earned
<b>•AIM FUNDS</b>		
Combo	2,060,876.69	1,147,764.16
C/P - CO 2008      closed Aug. 2017	0.00	0.00

Our funds invested with Provident Institutional Funds (Institutional Money Market Funds)  
 are currently \$3,434,525.77. Average yield for December 2017 was 0.95%

	Principal	Interest Earned
<b>•BLACKROCK</b>		
Combo	2,376,942.75	1,057,583.02

Our funds invested in Funds Management Inc (ICT) is \$602,586.08  
 Average yield for December 2017 was 1.06%.

	Principal	Interest Earned
<b>•ICT - CASH ACCOUNT</b>		
Combo	0.00	602,586.08
C/P - CO 2006      Closed	0.00	0.00
C/P - CO 2008      Closed	0.00	0.00

•Lone Star Investment Pool has \$403,831.97 invested in it.  
 Interest rate for December 2017 was 1.252%

	Principal	Interest Earned
General Fund	270,441.06	133,390.91

•TexStar Investment Pool has \$3,655,049.10 in it. Interest rate for December 2017 was 1.29380%.

	Principal	Interest Earned
	\$3,544,306.78	\$110,742.32

•Logic Account-2012A has \$551,997.98. Interest at December 31, 2017 was 1.44740%

Principal	Interest Earned
\$502,000.00	\$49,997.98

•Logic Account- General Fund has \$10,584,196.17. Interest at December 31, 2017 was 1.4740%.

Principal	Interest Earned
\$9,772,461.02	\$811,735.15

•Logic Account - Road & Bridge has \$ 13,281,607.23. Interest at December 31, 2017 was 01.44740%.

Principal	Interest Earned
\$12,885,000.00	\$396,607.23

•Logic Account - Adult Probation has \$1,404,400.67. Interest at December 31, 2017 was 1.44740%.

Principal	Interest Earned
\$1,377,123.47	\$27,277.20

•Logic Account - CP Road Bonds 2016 has \$23,764,548.49. Interest rate December 31, 2017 was 1.4474%

Principal	Interest Earned
\$22,971,000.00	\$793,548.49

•Logic Account - CP Tax Unlimited Road Bonds 2016A has \$66,064,105.05. Interest at September 30, 2017 was 1.44740%

Principal	Interest Earned
\$65,224,473.58	\$839,631.47

•TexPool has \$1,128,204.80, invested currently. Average monthly yield for December 2017 was 1.28%

	Principal	Interest Earned
Debt Service	\$ 525,000.00	\$ 31,758.25
Bail Bond	\$ 12,246.39	10 yr Invest. No rec.
Elections	\$ 450,000.00	\$ 15,004.77
General Fund	\$ -	\$ 94,195.39

•Chase Certificate of Deposit has a balance of \$11,337,474.06 at the end of December 2017.

Principal	Interest Earned
\$ 11,102,265.25	\$ 235,208.81

Interest rate for September 18 - December 31, 2017 for a 6 month CD- Interest 0.89%  
CD matured 9/04/17 - reinvested 9/18/17 - 6 months @.89

•Texas Class had \$10,230,449.28 balance as of December 31, 2017.  
Interest rate at the end of December 2017 was 1.48230.

Principal	Interest Earned
\$9,134,122.22	\$1,096,327.06

•FICA (Federally Insured Cash Account) has a balance of \$ 732,321.77 at the end of December 2017.  
Interest rate at the end of December 2017 was 1.00%.

Debt Service	Principal	Interest Earned
	\$665,886.91	\$66,434.86

•FICA (Federal Insured Cash Account) - General Fund has a balance of \$12,705,963.03.  
Interest rate at the end of December 2017 was 1.00%.

Principal	Interest Earned
\$12,500,000.00	\$205,963.03

**Direct Investments**

		Maturity
Vining Sparks -FAMCA	\$10,000,000.00	8/2/19
Raymond James - FAMCA	\$7,000,000.00	9/4/15
<b>Total Direct Investments as of September 30, 2017</b>		<b>17,000,000.00</b>

Farmers & Merchants Bk 30810NAZ9	\$250,000.00	
First NB & TC Vinita, 321857CG7	\$250,000.00	
Barclays Bank DE, Wiln 06740KKZ9	\$250,000.00	
Discover Bank Greenwr 254673ES1	\$250,000.00	
Goldman Sachs Bk US/ 38148PRG4	\$250,000.00	
Pacific Western BK Los 69506YFX2	\$250,000.00	
Safra Ntl. Bk of NY NY 78658QV83	\$250,000.00	
Metro City Bank, Doravi 59161TAM9	\$250,000.00	
		\$2,000,000.00

Total - CD's

### **COLLATERAL ADEQUACY**

Collateral pledged by our depository banks was sufficient for the quarter to cover all accounts in the banks. We submit monthly reports of securities pledged which includes the description of the securities, par and market value of the securities, and bank account balances on each of our depository banks. This information is collected as prescribed by our Investment Policy and submitted to Commissioners Court at the end of each month.


Investment reports for the first and end of the quarter, October 2017 and December 2017 are attached.

### **SAS 99**

SAS 99 requires the auditor to identify and assess risk that may result in a misstatement due to fraud. The Treasurer, as the Chief Investment Officer, acknowledges that risks may occur. Risks may be associated with the selection of broker/dealers, diversification of investments and investment limitations. Through adherence to the Investment Policy and the Internal Controls listed in the policy, these risks are reduced. The Treasurer is actively reducing investment risk in several ways. Applications for broker/dealers are reviewed and selected by the Treasurer and the Investment Committee. A new position was established for a Financial Analyst to analyze and assist with investments. To reduce the risk of diversification of investments and investment limitations, reports of investments purchased are prepared for Commissioners Court and audited by the Auditor's office. Lastly, to protect against potential fraud and embezzlement, the investments are secured through third party custody and safekeeping procedures. These programs and controls should mitigate the risk that may result in a misstatement due to fraud.

**POOLED FUNDS  
QUARTER ENDING DECEMBER 31, 2017**

	Cash Account Trust Funds Management	BlackRock Provident	INVESCO AIM
<b>Beginning Balance</b> October 1, 2017	601,045.95	3,479,842.00	3,200,687.90
<b>Additions:</b>			
Oct	0.00	0.00	0.00
Oct Interest	482.70	2,774.10	2,535.03
November	0.00	0.00	0.00
November Interest	482.58	2,755.18	2,509.18
December	0.00	0.00	0.00
December Interest	574.85	3,154.49	2,908.74
<b>Withdrawals:</b>			
October	0.00	0.00	0.00
November	0.00	0.00	0.00
December	0.00	54,000.00	0.00
<b>Ending Balance</b> 12/31/17	602,586.08	3,434,525.77	3,208,640.85

  
 Stephanie Davenport  
 County Treasurer



**DIRECT INVESTMENTS**

QUARTER ENDING SEPTEMBER 30, 2017

Direct Investments	
<b>Beginning Balance</b>	30,938,124.73
April 1, 2017	

**Details**

Total Cost

Coastal Securities	0.62755 Treas	
First Southwest	0.69 FFCB	10,014,397.32
Coastal Securities	0.975 TVA	12,503,200.99
Matured		8,420,526.42
Matured		(10,014,397.32)
		(12,503,200.99)
Vining Sparks	1.45 FAMCA	10,000,000.00
Raymond James	1.30 FAMCA	7,000,000.00
<b>Matured</b>		<b>(8,420,526.42)</b>

<b>Ending Balance</b>	<b>17,000,000.00</b>
December 31, 2017	


Farmers & Merchants Bk	\$250,000.00	
First NB & TC Vinita,	\$250,000.00	
Barclays Bank DE, Wiln	\$250,000.00	
Discover Bank Greenw	\$250,000.00	
Goldman Sachs Bk USA	\$250,000.00	
Pacific Western BK Los	\$250,000.00	
Safra Ntl. Bk of NY NY	\$250,000.00	
Metro City Bank, Doravi	\$250,000.00	
		\$2,000,000.00
		<b>\$19,000,000.00</b>

**BREAKDOWN AS OF 12/31/17**

WOODFOREST GENERAL FUND ACCT xx31	\$107,516,260.54
WOODFOREST GENERAL FUND ACCT XX80	\$2,359,922.65
WOODFOREST ALL ACCOUNTS	\$212,500,891.47
WOODFOREST CD'S	\$390,235.00
WOODFOREST CLOSING LEDGER + CD	\$212,891,126.47

Total Investments	182,089,902.30
Total Woodforest	\$212,891,126.47
	394,981,028.77

\$13,438,284.80 FICA- MM Funds	3.40%	1
\$403,831.97 Lone Star	0.10%	2
\$1,128,204.80 TexPool	0.29%	3
\$10,230,449.28 Texas Class	2.59%	4
\$3,655,049.10 Tex Star	0.93%	5
\$115,650,855.59 Logic	29.28%	6
\$7,245,752.70 Mutual Funds / Money Market	1.83%	7
\$13,337,474.06 Cert. of Deposits	3.38%	8
\$17,000,000.00 Direct Investment	4.30%	9
<b>\$212,891,126.47</b> Woodforest Accounts	<b>53.90%</b>	<b>10</b>
<b>\$394,981,028.77</b>	<b>100.00%</b>	



MONTGOMERY COUNTY CD'S  
RAYMOND JAMES

BANK CD's	CUSIP	PURCHASE	MATURITY	AMOUNT	Int. Rate	Total Int	17-Oct	17-Nov	17-Dec	18-Jan	18-Feb	18-Mar
Farmers & Merchants Bk- Upperco MD		10/22/2017	10/22/2018	250,000.00	1.40	3,500.00	105.48	287.67	291.67	291.67	291.67	291.67
First NB & TC Vinita, Ok- monthly		10/27/2017	10/26/2018	250,000.00	1.45	3,625.00	39.73	<b>268.15</b>	302.08	302.08	302.08	302.08
Barclays Bank DE, Wilmington DE		10/18/2017	10/18/2018	250,000.00	1.40	3,500.00	124.66	287.67	291.67	291.67	291.67	291.67
Discover Bank Greenwood DE		10/18/2017	10/18/2018	250,000.00	1.40	3,500.00	124.66	287.67	291.67	291.67	291.67	291.67
Goldman Sachs Bk USA NY NY		10/18/2017	10/18/2018	250,000.00	1.40	3,500.00	124.66	287.67	291.67	291.67	291.67	291.67
Pacific Western BK Los Angeles CA		10/17/2017	10/17/2018	250,000.00	1.40	3,500.00	134.25	287.67	291.67	291.67	291.67	291.67
Safra Ntl. Bk of NY NY		10/19/2017	10/18/2018	250,000.00	1.50	3,750.00	123.29	308.22	312.50	312.50	312.50	312.50
Metro City Bank, Doraville GA-monthly		10/30/2017	10/30/2018	250,000.00	1.40	3,500.00	9.59	<b>287.67</b>	291.67	291.67	291.67	291.67
				2,000,000.00		28,375.00	786.32	2,302.39	2,364.60	2,364.60	2,364.60	2,364.60

Return Pctg. 1.418800

Cash held by Raymond James- returned Interest  
CD settled on 10/30/17

\$15.90

First NB & TC and Metro City Bank  
CD's pay interest monthly  
The other CD's are paid at maturity.

621.04

MONTGOMERY COUNTY CD'S

RAYMOND JAMES

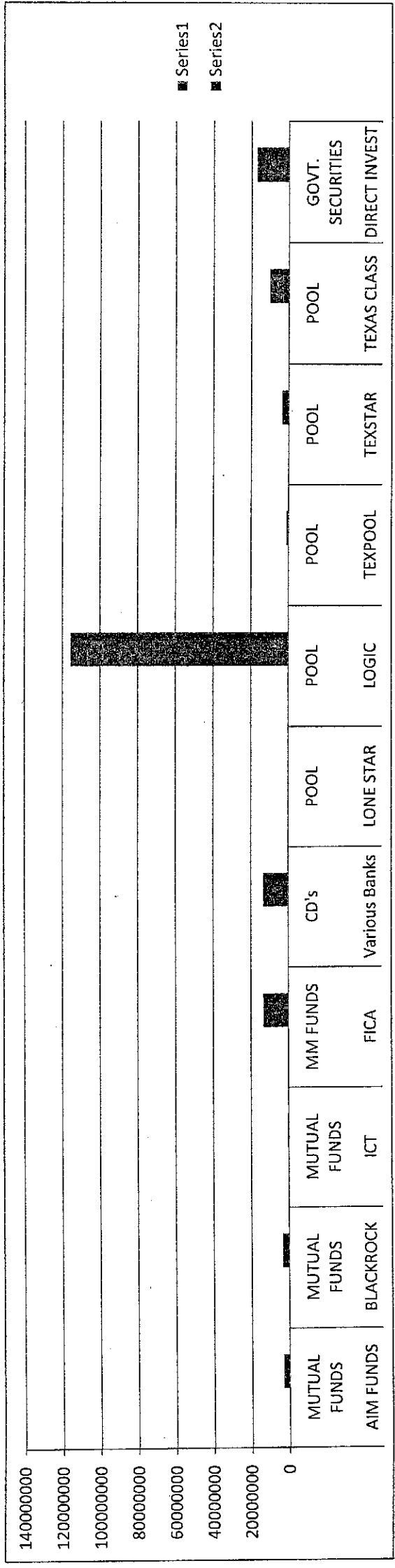
18-Apr	18-May	18-Jun	18-Jul	18-Aug	18-Sep	18-Oct Total	Total W/ Int
291.67	291.67	291.67	291.67	291.67	291.67	213.81	253,523.66 Farmers & Merchants Bk- Upperco MD
302.08	302.08	302.08	302.08	302.08	302.08	261.84	253,590.52 First NB & TC Vinita, Ok
291.67	291.67	291.67	291.67	291.67	291.67	164.40	253,493.43 Barclays Bank DE, Wilmington DE
291.67	291.67	291.67	291.67	291.67	291.67	164.40	253,493.43 Discover Bank Greenwood DE
291.67	291.67	291.67	291.67	291.67	291.67	164.40	253,493.43 Goldman Sachs Bk USA NY NY
291.67	291.67	291.67	291.67	291.67	291.67	154.60	253,493.22 Pacific Western BK Los Angeles CA
312.50	312.50	312.50	312.50	312.50	312.50	187.46	253,743.97 Safra Ntl. Bk of NY NY
291.67	291.67	291.67	291.67	291.67	291.67	272.19	253,486.15 Metro City Bank, Doraville GA

2,364.60 2,364.60 2,364.60 2,364.60 2,364.60 2,364.60 1,583.10 28,317.81 2,028,317.81

INVESTMENTS BY QUARTER 10/17-09/18  
 FOR QUARTERLY REPORTS - AS OF DECEMBER 31, 2017

	Int. Rate	TOTAL		
AIM FUNDS	0.93	\$3,208,640.85	1.76%	
BLACKROCK	0.95	\$3,434,525.77	1.89%	
ICT	0.95	\$602,586.08	0.33%	
FICA	0.87	\$13,438,284.80	7.38%	
Various Banks	1.45	\$13,337,474.06	7.32%	182,089,902.30
LONE STAR	1.0299	\$403,831.97	0.22%	11,337,474.06 Chase CD
LOGIC	1.2936	\$115,650,855.59	63.51%	\$2,000,000.00 Other CD's
TEXPOOL	1.04	\$1,128,204.80	0.62%	
TEXSTAR	1.0632	\$3,655,049.10	2.01%	\$168,752,428.24
TEXAS CLASS	1.2951	\$10,230,449.28	5.62%	
DIRECT INVEST		\$17,000,000.00	9.34%	
		\$182,089,902.30	100.00%	

TOTAL INTERI TOTAL INVESTMENTS  
 10/2017-09/2 10/2017-09/2018



**INVESTMENTS BY QUARTER 10/17-09/18  
FOR QUARTERLY REPORTS**

FICA-DEBT SERV-113871	Principal	Interest	Balance	FICA-GEN. FUND-113871	Principal	Interest	Balance
9/30/2017 Bal fwd	665886.91	64727.09	730,614.00	9/30/2017 Bal fwd	12,500,000.00	176,332.94	12,676,332.94
10/31/2017 Oct/17 int	0	558.47	731,172.47	10/31/2017 Oct/17 int	0	9689.59	12,686,022.53
11/30/2017 Nov/17 int	0	540.87	731,713.34	11/30/2017 Nov/17 int	0	9384.18	12,695,406.71
12/31/2017 Dec/17 int	0	608.43	732,321.77	12/31/2017 Dec/17 int	0	10556.32	12,705,963.03
<b>First Quarter 12/31/17</b>	<b>0.00</b>	<b>1,707.77</b>	<b>732,321.77</b>	<b>First Quarter 12/31/17</b>	<b>0.00</b>	<b>29,630.09</b>	<b>12,705,963.03</b>
1/31/2018 Jan/18 int	0	0	732,321.77	1/31/2018 Jan/18 int	0	0	12,705,963.03
2/28/2018 Feb/18 int	0.00	0	732,321.77	2/28/2018 Feb/18 int	0	0	12,705,963.03
3/31/2018 Mar/18 int	0	0	732,321.77	3/31/2018 Mar/18 int	0	0	12,705,963.03
<b>Second quarter 03/31/18</b>	<b>0.00</b>	<b>0.00</b>	<b>732,321.77</b>	<b>Second quarter 03/31/18</b>	<b>0.00</b>	<b>0.00</b>	<b>12,705,963.03</b>
<b>Total Qtr 1 and Qtr 2</b>	<b>665,886.91</b>	<b>66,434.86</b>	<b>732,321.77</b>	<b>Total Qtr 1 and Qtr 2</b>	<b>12,500,000.00</b>	<b>205,963.03</b>	<b>12,705,963.03</b>
4/30/2018 Apr/18 int	0	0	732,321.77	4/30/2018 Apr/18 int	0	0	12,705,963.03
5/31/2018 May 18 int	0	0	732,321.77	5/31/2018 May 18 int	0	0	12,705,963.03
6/30/2018 June 18 int	0	0	732,321.77	6/30/2018 June 18 int	0	0	12,705,963.03
<b>Third Quarter 06/30/18</b>	<b>0.00</b>	<b>0.00</b>	<b>732,321.77</b>	<b>Third Quarter 06/30/18</b>	<b>0.00</b>	<b>0.00</b>	<b>12,705,963.03</b>
<b>Total Qtr 1, 2 3</b>	<b>665,886.91</b>	<b>66,434.86</b>	<b>732,321.77</b>	<b>Total Qtr 1, 2 3</b>	<b>12,500,000.00</b>	<b>205,963.03</b>	<b>12,705,963.03</b>
7/31/2018 Jul 18 int	0	0	732,321.77	7/31/2018 Jul 18 int	0	0	12,705,963.03
8/31/2018 Aug 18 int	0	0	732,321.77	8/31/2018 Aug 18 int	0	0	12,705,963.03
9/30/2018 Sep 18 int	0	0	732,321.77	9/30/2018 Sep 18 int	0	0	12,705,963.03
<b>Fourth Quarter 09/30/18</b>	<b>0.00</b>	<b>0.00</b>	<b>732,321.77</b>	<b>Fourth Quarter 09/30/18</b>	<b>0.00</b>	<b>0.00</b>	<b>12,705,963.03</b>
<b>TOTAL FOR YEAR 10/17-09/18</b>	<b>665,886.91</b>	<b>66,434.86</b>	<b>732,321.77</b>	<b>TOTAL FOR YEAR 10/17-09/18</b>	<b>12,500,000.00</b>	<b>205,963.03</b>	<b>12,705,963.03</b>
<b>TOTAL INTEREST THIS YEAR</b>	<b>2017/2018</b>	<b>1,707.77</b>		<b>TOTAL INTEREST THIS YEAR</b>	<b>2017/2018</b>	<b>29,630.09</b>	

DIRECT INVESTMENTS	Principal	Interest	Balance	CD's	Principal	Interest	Balance
COASTAL SEC matured	0.00	0.00	0.00	Discover Bk Greenwood DE	250,000.00	0.00	\$250,000.00
VINING SPARKS	\$10,000,000.00	\$0.00	\$10,000,000.00	Farmers & Merchants Banc	250,000.00	0.00	\$250,000.00
Raymond James	\$7,000,000.00	\$0.00	\$7,000,000.00	Goldman Sachs Bk NY	250,000.00	0.00	\$250,000.00
CD's				Pacific Western Bk LA CA	250,000.00	0.00	\$250,000.00
Barclays Bank Delaware CD	\$250,000.00	\$0.00	\$250,000.00	Safra Ntl. Bk of NY NY	250,000.00	0.00	\$250,000.00
First NB &TC Vinita OK	\$250,000.00	\$0.00	\$250,000.00	Metro City Bk, Doraville GA	250000	0.00	\$250,000.00

**INVESTMENTS BY QUARTER 10/17-09/18  
FOR QUARTERLY REPORTS**

LOGIC- ADULT. SERV.	Principal	Interest	Balance	LOGIC- 2016A-558006	Principal	Interest	Balance
9/30/2017 Bal fwd	1,377,123.47	22,620.86	1,399,744.33	9/30/2017 Bal fwd	68,577,473.58	611,177.92	69,188,651.50
10/31/2017 Oct/17 int	0.00	1,526.94	1,401,271.27	10/31/2017 Oct/17 int	0.00	75,476.96	69,264,128.46
11/30/2017 Nov/17 int	0.00	1,487.23	1,402,758.50	11/30/2017 Nov/17 int	0.00	73,513.56	69,337,642.02
12/31/2017 Dec/17 int	0.00	1,642.17	1,404,400.67	12/31/2017 Dec/17 int	-3,353,000.00	79,463.03	66,064,105.05
<b>First Quarter 12/31/17</b>	<b>0.00</b>	<b>4,656.34</b>		<b>First Quarter 12/31/17</b>	<b>-3,353,000.00</b>	<b>228,453.55</b>	
1/31/2018 Jan/18 int	0.00	27,277.20	1,404,400.67	1/31/2018 Jan/18 int	0.00	839,631.47	66,064,105.05
2/28/2018 Feb/18 int	0.00	0.00	1,404,400.67	2/28/2018 Feb/18 int	0.00	0.00	66,064,105.05
3/31/2018 Mar/18 int	0.00	0.00	1,404,400.67	3/31/2018 Mar/18 int	0.00	0.00	66,064,105.05
<b>Second quarter 03/31/18</b>	<b>0.00</b>	<b>0.00</b>		<b>Second quarter 03/31/18</b>	<b>0.00</b>	<b>0.00</b>	
<b>Total Qtr 1 and Qtr 2</b>	<b>1,377,123.47</b>	<b>27,277.20</b>	<b>1,404,400.67</b>	<b>Total Qtr 1 and Qtr 2</b>	<b>65,224,473.58</b>	<b>839,631.47</b>	<b>66,064,105.05</b>
4/30/2018 Apr/18 int	0.00	0.00	1,404,400.67	4/30/2018 Apr/18 int	0.00	0.00	66,064,105.05
5/31/2018 May 18 int	0.00	0.00	1,404,400.67	5/31/2018 May 18 int	0.00	0.00	66,064,105.05
6/30/2018 June 18 int	0.00	0.00	1,404,400.67	6/30/2018 June 18 int	0.00	0.00	66,064,105.05
<b>Third Quarter 06/30/18</b>	<b>0.00</b>	<b>0.00</b>		<b>Third Quarter 06/30/18</b>	<b>0.00</b>	<b>0.00</b>	
<b>Total Qtr 1, 2 3</b>	<b>1,377,123.47</b>	<b>27,277.20</b>	<b>1,404,400.67</b>	<b>Total Qtr 1, 2 3</b>	<b>65,224,473.58</b>	<b>839,631.47</b>	<b>66,064,105.05</b>
7/31/2018 Jul 18 int	0.00	0.00	1,404,400.67	7/31/2018 Jul 18 int	0.00	0.00	66,064,105.05
8/31/2018 Aug 18 int	0.00	0.00	1,404,400.67	8/31/2018 Aug 18 int	0.00	0.00	66,064,105.05
9/30/2018 Sep 18 int	0.00	0.00	1,404,400.67	9/30/2018 Sep 18 int	0.00	0.00	66,064,105.05
<b>Fourth Quarter 09/30/18</b>	<b>0.00</b>	<b>0.00</b>		<b>Fourth Quarter 09/30/18</b>	<b>0.00</b>	<b>0.00</b>	
<b>TOTAL FOR YEAR 10/17-09/18</b>	<b>1,377,123.47</b>	<b>27,277.20</b>	<b>1,404,400.67</b>	<b>TOTAL FOR YEAR 10/17-09/18</b>	<b>65,224,473.58</b>	<b>839,631.47</b>	<b>66,064,105.05</b>
<b>TOTAL INTEREST THIS YEAR</b>	<b>2017/2018</b>	<b>4,656.34</b>		<b>TOTAL INTEREST THIS YEAR</b>	<b>2017/2018</b>	<b>228,453.55</b>	

**INVESTMENTS BY QUARTER 10/17-09/18  
FOR QUARTERLY REPORTS**

LOGIC- ROAD & BRIDGE-	Principal	Interest	Balance	LOGIC-2016- 558005	Principal	Interest	Balance
9/30/2017 Bal fwd	12,885,000.00	352,571.39	13,237,571.39	9/30/2017 Bal fwd	31,412,000.00	691,054.61	32,103,054.61
10/31/2017 Oct/17 int	0.00	14,440.69	13,252,012.08	10/31/2017 Oct/17 int	0.00	35,020.78	32,138,075.39
11/30/2017 Nov/17 int	0.00	14,065.05	13,266,077.13	11/30/2017 Nov/17 int	0.00	34,109.77	32,172,185.16
12/31/2017 Dec/17 int	0.00	15,530.10	13,281,607.23	12/31/2017 Dec/17 int	-8,441,000.00	33,363.33	23,764,548.49
<b>First Quarter 12/31/17</b>	<b>0.00</b>	<b>44,035.84</b>	<b>13,281,607.23</b>	<b>First Quarter 12/31/17</b>	<b>-8,441,000.00</b>	<b>102,493.88</b>	<b>23,764,548.49</b>
1/31/2018 Jan/18 int	0.00	0.00	13,281,607.23	1/31/2018 Jan/18 int	0.00	0.00	23,764,548.49
2/28/2018 Feb/18 int	0.00	0.00	13,281,607.23	2/28/2018 Feb/18 int	0.00	0.00	23,764,548.49
3/31/2018 Mar/18 int	0.00	0.00	13,281,607.23	3/31/2018 Mar/18 int	0.00	0.00	23,764,548.49
<b>Second quarter 03/31/18</b>	<b>0.00</b>	<b>0.00</b>	<b>13,281,607.23</b>	<b>Second quarter 03/31/18</b>	<b>0.00</b>	<b>0.00</b>	<b>23,764,548.49</b>
<b>Total Qtr 1 and Qtr 2</b>	<b>12,885,000.00</b>	<b>396,607.23</b>	<b>13,281,607.23</b>	<b>Total Qtr 1 and Qtr 2</b>	<b>22,971,000.00</b>	<b>793,548.49</b>	<b>23,764,548.49</b>
4/30/2018 Apr/18 int	0.00	0.00	13,281,607.23	4/30/2018 Apr/18 int	0.00	0.00	23,764,548.49
5/31/2018 May 18 int	0.00	0.00	13,281,607.23	5/31/2018 May 18 int	0.00	0.00	23,764,548.49
6/30/2018 June 18 int	0.00	0.00	13,281,607.23	6/30/2018 June 18 int	0.00	0.00	23,764,548.49
<b>Third Quarter 06/30/18</b>	<b>0.00</b>	<b>0.00</b>	<b>13,281,607.23</b>	<b>Third Quarter 06/30/18</b>	<b>0.00</b>	<b>0.00</b>	<b>23,764,548.49</b>
<b>Total Qtr 1, 2 3</b>	<b>12,885,000.00</b>	<b>396,607.23</b>	<b>13,281,607.23</b>	<b>Total Qtr 1, 2 3</b>	<b>22,971,000.00</b>	<b>793,548.49</b>	<b>23,764,548.49</b>
7/31/2018 Jul 18 int	0.00	0.00	13,281,607.23	7/31/2018 Jul 18 int	0.00	0.00	23,764,548.49
8/31/2018 Aug 18 int	0.00	0.00	13,281,607.23	8/31/2018 Aug 18 int	0.00	0.00	23,764,548.49
9/30/2018 Sep 18 int	0.00	0.00	13,281,607.23	9/30/2018 Sep 18 int	0.00	0.00	23,764,548.49
<b>Fourth Quarter 09/30/18</b>	<b>0.00</b>	<b>0.00</b>	<b>13,281,607.23</b>	<b>Fourth Quarter 09/30/18</b>	<b>0.00</b>	<b>0.00</b>	<b>23,764,548.49</b>
<b>TOTAL FOR YEAR 10/17-09/18</b>	<b>12,885,000.00</b>	<b>396,607.23</b>	<b>13,281,607.23</b>	<b>TOTAL FOR YEAR 10/17-09/18</b>	<b>22,971,000.00</b>	<b>793,548.49</b>	<b>23,764,548.49</b>
<b>TOTAL INTEREST THIS YEAR</b>	<b>2017/2018</b>	<b>44,035.84</b>		<b>TOTAL INTEREST THIS YEAR</b>	<b>2017/2018</b>	<b>102,493.88</b>	



**INVESTMENTS BY QUARTER 10/17-09/18  
FOR QUARTERLY REPORTS**

LOGIC 2012a	Principal	Interest	Balance	LOGIC-GEN. FUND	Principal	Interest	Balance
9/30/2017 Bal fwd	502,000.00	48,167.84	550,167.84	9/30/2017 Bal fwd	19,772,461.02	769,431.59	20,541,892.61
10/31/2017 Oct/17 int	0.00	600.15	550,767.99	10/31/2017 Oct/17 int	-5,000,000.00	17,481.83	15,559,374.44
11/30/2017 Nov/17 int	0.00	584.54	551,352.53	11/30/2017 Nov/17 int	-5,000,000.00	12,445.71	10,571,820.15
12/31/2017 Dec/17 int	0.00	645.45	551,997.98	12/31/2017 Dec/17 int	0.00	12,376.02	10,584,196.17
<b>First Quarter 12/31/17</b>	<b>0.00</b>	<b>1,830.14</b>	<b>551,997.98</b>	<b>First Quarter 12/31/17</b>	<b>-10,000,000.00</b>	<b>42,303.56</b>	
1/31/2018 Jan/18 int	0.00	0.00	551,997.98	1/31/2018 Jan/18 int	9,772,461.02	811,735.15	10,584,196.17
2/28/2018 Feb/18 int	0.00	0.00	551,997.98	2/28/2018 Feb/18 int	0.00	0.00	10,584,196.17
3/31/2018 Mar/18 int	0.00	0.00	551,997.98	3/31/2018 Mar/18 int	0.00	0.00	10,584,196.17
<b>Second quarter 03/31/18</b>	<b>0.00</b>	<b>0.00</b>	<b>551,997.98</b>	<b>Second quarter 03/31/18</b>	<b>0.00</b>	<b>0.00</b>	
<b>Total Qtr 1 and Qtr 2</b>	<b>502,000.00</b>	<b>49,997.98</b>	<b>551,997.98</b>	<b>Total Qtr 1 and Qtr 2</b>	<b>9,772,461.02</b>	<b>811,735.15</b>	<b>10,584,196.17</b>
4/30/2018 Apr/18 int	0.00	0.00	551,997.98	4/30/2018 Apr/18 int	0.00	0.00	10,584,196.17
5/31/2018 May 18 int	0.00	0.00	551,997.98	5/31/2018 May 18 int	0.00	0.00	10,584,196.17
6/30/2018 June 18 int	0.00	0.00	551,997.98	6/30/2018 June 18 int	0.00	0.00	10,584,196.17
<b>Third Quarter 06/30/18</b>	<b>0.00</b>	<b>0.00</b>	<b>551,997.98</b>	<b>Third Quarter 06/30/18</b>	<b>0.00</b>	<b>0.00</b>	
<b>Total Qtr 1, 2, 3</b>	<b>502,000.00</b>	<b>49,997.98</b>	<b>551,997.98</b>	<b>Total Qtr 1, 2, 3</b>	<b>9,772,461.02</b>	<b>811,735.15</b>	<b>10,584,196.17</b>
7/31/2018 Jul 18 int	0.00	0.00	551,997.98	7/31/2018 Jul 18 int	0.00	0.00	10,584,196.17
8/31/2018 Aug 18 int	0.00	0.00	551,997.98	8/31/2018 Aug 18 int	0.00	0.00	10,584,196.17
9/30/2018 Sep 18 int	0.00	0.00	551,997.98	9/30/2018 Sep 18 int	0.00	0.00	10,584,196.17
<b>Fourth Quarter 09/30/18</b>	<b>0.00</b>	<b>0.00</b>	<b>551,997.98</b>	<b>Fourth Quarter 09/30/18</b>	<b>0.00</b>	<b>0.00</b>	
<b>TOTAL FOR YEAR 10/17-09/18</b>	<b>502,000.00</b>	<b>49,997.98</b>	<b>551,997.98</b>	<b>TOTAL FOR YEAR 10/17-09/18</b>	<b>9,772,461.02</b>	<b>811,735.15</b>	<b>10,584,196.17</b>
<b>TOTAL INTEREST THIS YEAR</b>	<b>2017/2018</b>	<b>1,830.14</b>		<b>TOTAL INTEREST THIS YEAR</b>	<b>2017/2018</b>	<b>42,303.56</b>	

**INVESTMENTS BY QUARTER 10/17-09/18  
FOR QUARTERLY REPORTS**

TEX POOL DEBT SERVICE-	Principal	Interest	Balance	TEXAS CLASS-01-0312-	Principal	Interest	Balance
9/30/2017 Bal fwd	525,000.00	30,236.04	555,236.04	9/30/2017 Bal fwd	26,134,122.22	1,047,477.11	27,181,599.33
10/31/2017 Oct/17 int	0.00	486.58	555,722.62	10/31/2017 Oct/17 int	-7,000,000.00	23,298.77	20,204,898.10
11/30/2017 Nov/17 int	0.00	479.89	556,202.51	11/30/2017 Nov/17 int	-10,000,000.00	13,372.20	10,218,270.30
12/31/2017 Dec/17 int	0.00	555.74	556,758.25	12/31/2017 Dec/17 int	0.00	12,178.98	10,230,449.28
<b>First Quarter 12/31/17</b>	<b>0.00</b>	<b>1,522.21</b>	<b>556,758.25</b>	<b>First Quarter 12/31/17</b>	<b>-17,000,000.00</b>	<b>48,849.95</b>	<b>10,230,449.28</b>
1/31/2018 Jan/18 int	525,000.00	31,758.25	556,758.25	1/31/2018 Jan/18 int	9,134,122.22	1,096,327.06	10,230,449.28
2/28/2018 Feb/18 int	0.00	0.00	556,758.25	2/28/2018 Feb/18 int	0.00	0.00	10,230,449.28
3/31/2018 Mar/18 int	0.00	0.00	556,758.25	3/31/2018 Mar/18 int	0.00	0.00	10,230,449.28
<b>Second quarter 03/31/18</b>	<b>0.00</b>	<b>0.00</b>	<b>556,758.25</b>	<b>Second quarter 03/31/18</b>	<b>0.00</b>	<b>0.00</b>	<b>10,230,449.28</b>
<b>Total Qtr 1 and Qtr 2</b>	<b>525,000.00</b>	<b>31,758.25</b>	<b>556,758.25</b>	<b>Total Qtr 1 and Qtr 2</b>	<b>9,134,122.22</b>	<b>1,096,327.06</b>	<b>10,230,449.28</b>
4/30/2018 Apr/18 int	0.00	0.00	556,758.25	4/30/2018 Apr/18 int	0.00	0.00	10,230,449.28
5/31/2018 May 18 int	0.00	0.00	556,758.25	5/31/2018 May 18 int	0.00	0.00	10,230,449.28
6/30/2018 June 18 int	0.00	0.00	556,758.25	6/30/2018 June 18 int	0.00	0.00	10,230,449.28
<b>Third Quarter 06/30/18</b>	<b>0.00</b>	<b>0.00</b>	<b>556,758.25</b>	<b>Third Quarter 06/30/18</b>	<b>0.00</b>	<b>0.00</b>	<b>10,230,449.28</b>
<b>Total Qtr 1, 2 3</b>	<b>525,000.00</b>	<b>31,758.25</b>	<b>556,758.25</b>	<b>Total Qtr 1, 2 3</b>	<b>9,134,122.22</b>	<b>1,096,327.06</b>	<b>10,230,449.28</b>
7/31/2018 Jul 18 int	0.00	0.00	556,758.25	7/31/2018 Jul 18 int	0.00	0.00	10,230,449.28
8/31/2018 Aug 18 int	0.00	0.00	556,758.25	8/31/2018 Aug 18 int	0.00	0.00	10,230,449.28
9/30/2018 Sep 18 int	0.00	0.00	556,758.25	9/30/2018 Sep 18 int	0.00	0.00	10,230,449.28
<b>Fourth Quarter 09/30/18</b>	<b>0.00</b>	<b>0.00</b>	<b>556,758.25</b>	<b>Fourth Quarter 09/30/18</b>	<b>0.00</b>	<b>0.00</b>	<b>10,230,449.28</b>
<b>TOTAL FOR YEAR 10/17-09/18</b>	<b>525,000.00</b>	<b>31,758.25</b>	<b>556,758.25</b>	<b>TOTAL FOR YEAR 10/17-09/18</b>	<b>9,134,122.22</b>	<b>1,096,327.06</b>	<b>10,230,449.28</b>
<b>TOTAL INTEREST THIS YEAR</b>	<b>2017/2018</b>	<b>1,522.21</b>		<b>TOTAL INTEREST THIS YEAR</b>	<b>2017/2018</b>	<b>48,849.95</b>	

**INVESTMENTS BY QUARTER 10/17-09/18  
FOR QUARTERLY REPORTS**

TEX POOL ELECTIONS-	Principal	Interest	Balance	TEX POOL GENERAL	Principal	Interest	Balance
9/30/2017 Bal fwd	450,000.00	13,733.39	463,733.39	9/30/2017 Bal fwd	93,289.59	648.23	93,937.82
10/31/2017 Oct/17 int	0.00	406.40	464,139.79	10/31/2017 Oct/17 int	0.00	82.36	94,020.18
11/30/2017 Nov/17 int	0.00	400.80	464,540.59	11/30/2017 Nov/17 int	0.00	81.18	94,101.36
12/31/2017 Dec/17 int	0.00	464.18	465,004.77	12/31/2017 Dec/17 int	0.00	94.03	94,195.39
<b>First Quarter 12/31/17</b>	<b>0.00</b>	<b>1,271.38</b>		<b>First Quarter 12/31/17</b>	<b>0.00</b>	<b>257.57</b>	
	<b>450,000.00</b>	<b>15,004.77</b>	<b>465,004.77</b>		<b>93,289.59</b>	<b>905.80</b>	<b>94,195.39</b>
1/31/2018 Jan/18 int	0.00	0.00	465,004.77	1/31/2018 Jan/18 int	0.00	0.00	94,195.39
2/28/2018 Feb/18 int	0.00	0.00	465,004.77	2/28/2018 Feb/18 int	0.00	0.00	94,195.39
3/31/2018 Mar/18 int	0.00	0.00	465,004.77	3/31/2018 Mar/18 int	0.00	0.00	94,195.39
<b>Second quarter 03/31/18</b>	<b>0.00</b>	<b>0.00</b>		<b>Second quarter 03/31/18</b>	<b>0.00</b>	<b>0.00</b>	
	<b>450,000.00</b>	<b>15,004.77</b>	<b>465,004.77</b>		<b>93,289.59</b>	<b>905.80</b>	<b>94,195.39</b>
<b>Total Qtr 1 and Qtr 2</b>	<b>0.00</b>	<b>0.00</b>	<b>0.00</b>	<b>Total Qtr 1 and Qtr 2</b>	<b>0.00</b>	<b>0.00</b>	<b>0.00</b>
4/30/2018 Apr/18 int	0.00	0.00	465,004.77	4/30/2018 Apr/18 int	0.00	0.00	94,195.39
5/31/2018 May 18 int	0.00	0.00	465,004.77	5/31/2018 May 18 int	0.00	0.00	94,195.39
6/30/2018 June 18 int	0.00	0.00	465,004.77	6/30/2018 June 18 int	0.00	0.00	94,195.39
<b>Third Quarter 06/30/18</b>	<b>0.00</b>	<b>0.00</b>		<b>Third Quarter 06/30/18</b>	<b>0.00</b>	<b>0.00</b>	
	<b>450,000.00</b>	<b>15,004.77</b>	<b>465,004.77</b>		<b>93,289.59</b>	<b>905.80</b>	<b>94,195.39</b>
<b>Total Qtr 1, 2, 3</b>	<b>0.00</b>	<b>0.00</b>	<b>0.00</b>	<b>Total Qtr 1, 2, 3</b>	<b>0.00</b>	<b>0.00</b>	<b>0.00</b>
7/31/2018 Jul 18 int	0.00	0.00	465,004.77	7/31/2018 Jul 18 int	0.00	0.00	94,195.39
8/31/2018 Aug 18 int	0.00	0.00	465,004.77	8/31/2018 Aug 18 int	0.00	0.00	94,195.39
9/30/2018 Sep 18 int	0.00	0.00	465,004.77	9/30/2018 Sep 18 int	0.00	0.00	94,195.39
<b>Fourth Quarter 09/30/18</b>	<b>0.00</b>	<b>0.00</b>		<b>Fourth Quarter 09/30/18</b>	<b>0.00</b>	<b>0.00</b>	
	<b>450,000.00</b>	<b>15,004.77</b>	<b>465,004.77</b>		<b>93,289.59</b>	<b>905.80</b>	<b>94,195.39</b>
<b>TOTAL FOR YEAR 10/17-09/18</b>	<b>0.00</b>	<b>1,271.38</b>	<b>465,004.77</b>	<b>TOTAL FOR YEAR 10/17-09/18</b>	<b>0.00</b>	<b>905.80</b>	<b>94,195.39</b>
<b>TOTAL INTEREST THIS YEAR</b>	<b>2017/2018</b>	<b>1,271.38</b>		<b>TOTAL INTEREST THIS YEAR</b>	<b>2017/2018</b>	<b>257.57</b>	

**INVESTMENTS BY QUARTER 10/17-09/18  
FOR QUARTERLY REPORTS**

TEX STAR INVEST -	Principal	Interest	Balance	TEX POOL BAIL BOND-	Principal	Interest	Balance
9/30/2017 Bal fwd	3,544,306.78	100,642.72	3,644,949.50	9/30/2017 Bal fwd	12,128.44	84.44	12,212.88
10/31/2017 Oct/17 int	0.00	3,244.92	3,648,194.42	10/31/2017 Oct/17 int	0.00	10.71	12,223.59
11/30/2017 Nov/17 int	0.00	3,206.95	3,651,401.37	11/30/2017 Nov/17 int	0.00	10.57	12,234.16
12/31/2017 Dec/17 int	0.00	3,647.73	3,655,049.10	12/31/2017 Dec/17 int	0.00	12.23	12,246.39
<b>First Quarter 12/31/17</b>	<b>0.00</b>	<b>10,099.60</b>	<b>3,655,049.10</b>	<b>First Quarter 12/31/17</b>	<b>0.00</b>	<b>33.51</b>	<b>12,246.39</b>
1/31/2018 Jan/18 int	0.00	110,742.32	3,655,049.10	1/31/2018 Jan/18 int	0.00	117.95	12,246.39
2/28/2018 Feb/18 int	0.00	0.00	3,655,049.10	2/28/2018 Feb/18 int	0.00	0.00	12,246.39
3/31/2018 Mar/18 int	0.00	0.00	3,655,049.10	3/31/2018 Mar/18 int	0.00	0.00	12,246.39
<b>Second quarter 03/31/18</b>	<b>0.00</b>	<b>0.00</b>	<b>3,655,049.10</b>	<b>Second quarter 03/31/18</b>	<b>0.00</b>	<b>0.00</b>	<b>12,246.39</b>
<b>Total Qtr 1 and Qtr 2</b>	<b>3,544,306.78</b>	<b>110,742.32</b>	<b>3,655,049.10</b>	<b>Total Qtr 1 and Qtr 2</b>	<b>12,128.44</b>	<b>117.95</b>	<b>12,246.39</b>
4/30/2018 Apr/18 int	0.00	0.00	3,655,049.10	4/30/2018 Apr/18 int	0.00	0.00	12,246.39
5/31/2018 May 18 int	0.00	0.00	3,655,049.10	5/31/2018 May 18 int	0.00	0.00	12,246.39
6/30/2018 June 18 int	0.00	0.00	3,655,049.10	6/30/2018 June 18 int	0.00	0.00	12,246.39
<b>Third Quarter 06/30/18</b>	<b>0.00</b>	<b>0.00</b>	<b>3,655,049.10</b>	<b>Third Quarter 06/30/18</b>	<b>0.00</b>	<b>0.00</b>	<b>12,246.39</b>
<b>Total Qtr 1, 2 3</b>	<b>3,544,306.78</b>	<b>110,742.32</b>	<b>3,655,049.10</b>	<b>Total Qtr 1, 2 3</b>	<b>12,128.44</b>	<b>117.95</b>	<b>12,246.39</b>
7/31/2018 Jul 18 int	0.00	0.00	3,655,049.10	7/31/2018 Jul 18 int	0.00	0.00	12,246.39
8/31/2018 Aug 18 int	0.00	0.00	3,655,049.10	8/31/2018 Aug 18 int	0.00	0.00	12,246.39
9/30/2018 Sep 18 int	0.00	0.00	3,655,049.10	9/30/2018 Sep 18 int	0.00	0.00	12,246.39
<b>Fourth Quarter 09/30/18</b>	<b>0.00</b>	<b>0.00</b>	<b>3,655,049.10</b>	<b>Fourth Quarter 09/30/18</b>	<b>0.00</b>	<b>0.00</b>	<b>12,246.39</b>
<b>TOTAL FOR YEAR 10/17-09/18</b>	<b>3,544,306.78</b>	<b>110,742.32</b>	<b>3,655,049.10</b>	<b>TOTAL FOR YEAR 10/17-09/18</b>	<b>12,128.44</b>	<b>117.95</b>	<b>12,246.39</b>
<b>TOTAL INTEREST THIS YEAR</b>	<b>2017/2018</b>	<b>10,099.60</b>		<b>TOTAL INTEREST THIS YEAR</b>	<b>2017/2018</b>	<b>33.51</b>	

**INVESTMENTS BY QUARTER 10/17-09/18  
FOR QUARTERLY REPORTS**

	Chase - A	Principal	Interest	Balance		Principal	Interest	Balance
LONE STAR INVEST -								
9/30/2017 Bal fwd	9/30/2017 Bal fwd	270,441.06	132,294.11	402,735.17	11,102,265.25	210,020.30	11,312,285.55	
10/31/2017 Oct/17 int	10/31/2017 Oct/17 int	0.00	350.42	403,085.59	0.00	8,389.95	11,320,675.50	
11/30/2017 Nov/17 int	11/30/2017 Nov/17 int	0.00	346.15	403,431.74	0.00	8,396.17	11,329,071.67	
12/31/2017 Dec/17 int	12/31/2017 Dec/17 int	0.00	400.23	403,831.97	0.00	8,402.39	11,337,474.06	
<b>First Quarter 12/31/17</b>	<b>First Quarter 12/31/17</b>	<b>0.00</b>	<b>1,096.80</b>	<b>403,831.97</b>	<b>0.00</b>	<b>25,188.51</b>	<b>11,337,474.06</b>	
1/31/2018 Jan/18 int	1/31/2018 Jan/18 int	0.00	0.00	403,831.97	0.00	0.00	11,337,474.06	
2/28/2018 Feb/18 int	2/28/2018 Feb/18 int	0.00	0.00	403,831.97	0.00	0.00		
3/31/2018 Mar/18 int	3/31/2018 Mar/18 int	0.00	0.00	403,831.97	0.00	0.00		
<b>Second quarter 03/31/18</b>	<b>Second quarter 03/31/18</b>	<b>0.00</b>	<b>0.00</b>	<b>403,831.97</b>	<b>0.00</b>	<b>0.00</b>	<b>11,337,474.06</b>	
<b>Total Qtr 1 and Qtr 2</b>	<b>Total Qtr 1 and Qtr 2</b>	<b>270,441.06</b>	<b>133,390.91</b>	<b>403,831.97</b>	<b>11,102,265.25</b>	<b>235,208.81</b>	<b>11,337,474.06</b>	
4/30/2018 Apr/18 int	4/30/2018 Apr/18 int	0.00	0.00	403,831.97	0.00	0.00		
5/31/2018 May 18 int	5/31/2018 May 18 int	0.00	0.00	403,831.97	0.00	0.00		
6/30/2018 June 18 int	6/30/2018 June 18 int	0.00	0.00	403,831.97	0.00	0.00		
<b>Third Quarter 06/30/18</b>	<b>Third Quarter 06/30/18</b>	<b>0.00</b>	<b>0.00</b>	<b>403,831.97</b>	<b>0.00</b>	<b>0.00</b>	<b>11,337,474.06</b>	
<b>Total Qtr 1, 2 3</b>	<b>Total Qtr 1, 2 3</b>	<b>270,441.06</b>	<b>133,390.91</b>	<b>403,831.97</b>	<b>11,102,265.25</b>	<b>235,208.81</b>	<b>11,337,474.06</b>	
7/31/2018 Jul 18 int	7/31/2018 Jul 18 int	0.00	0.00	403,831.97	0.00	0.00		
8/31/2018 Aug 18 int	8/31/2018 Aug 18 int	0.00	0.00	403,831.97	0.00	0.00		
9/30/2018 Sep 18 int	9/30/2018 Sep 18 int	0.00	0.00	403,831.97	0.00	0.00		
<b>Fourth Quarter 09/30/18</b>	<b>Fourth Quarter 09/30/18</b>	<b>0.00</b>	<b>0.00</b>	<b>403,831.97</b>	<b>0.00</b>	<b>0.00</b>	<b>11,337,474.06</b>	
<b>TOTAL FOR YEAR 10/17-09/18</b>	<b>TOTAL FOR YEAR 10/17-09/18</b>	<b>270,441.06</b>	<b>133,390.91</b>	<b>403,831.97</b>	<b>11,102,265.25</b>	<b>235,208.81</b>	<b>11,337,474.06</b>	
<b>TOTAL INTEREST THIS YEAR</b>	<b>TOTAL INTEREST THIS YEAR</b>	<b>2017/2018</b>	<b>1,096.80</b>		<b>2017/2018</b>	<b>25,188.51</b>		

CD PURCHASED 3/03/17  
# 16213

**INVESTMENTS BY QUARTER 10/17-09/18  
FOR QUARTERLY REPORTS**

<b>BLACKROCK</b>	<b>O</b>	<b>Principal</b>	<b>Interest</b>	<b>Balance</b>	<b>FUNDS MGMT</b>	<b>COMBO</b>	<b>Principal</b>	<b>Interest</b>	<b>Balance</b>
	9/30/2017 Bal fwd	2,430,942.75	1,048,899.25	3,479,842.00	9/30/2017 Bal fwd		597,347.25	3,698.70	601,045.95
	10/31/2017 Oct/17 int	0.00	2,774.10	3,482,616.10	10/31/2017 Oct/17 int		0.00	482.70	601,528.65
	11/30/2017 Nov/17 int	0.00	2,755.18	3,485,371.28	11/30/2017 Nov/17 int		0.00	482.58	602,011.23
	12/31/2017 Dec/17 int	-54,000.00	3,154.49	3,434,525.77	12/31/2017 Dec/17 int		0.00	574.85	602,586.08
	<b>First Quarter 12/31/17</b>	<b>2,376,942.75</b>	<b>8,683.77</b>	<b>3,434,525.77</b>	<b>First Quarter 12/31/17</b>		<b>0.00</b>	<b>1,540.13</b>	<b>602,586.08</b>
	1/31/2018 Jan/18 int	0.00	1,057,583.02	3,434,525.77	1/31/2018 Jan/18 int		597,347.25	5,238.83	602,586.08
	2/28/2018 Feb/18 int	0.00	0.00	3,434,525.77	2/28/2018 Feb/18 int		0.00	0.00	602,586.08
	3/31/2018 Mar/18 int	0.00	0.00	3,434,525.77	3/31/2018 Mar/18 int		0.00	0.00	602,586.08
	<b>Second quarter 03/31/18</b>	<b>0.00</b>	<b>0.00</b>	<b>3,434,525.77</b>	<b>Second quarter 03/31/18</b>		<b>0.00</b>	<b>0.00</b>	<b>602,586.08</b>
	<b>Total Qtr 1 and Qtr 2</b>	<b>2,376,942.75</b>	<b>1,057,583.02</b>	<b>3,434,525.77</b>	<b>Total Qtr 1 and Qtr 2</b>		<b>597,347.25</b>	<b>5,238.83</b>	<b>602,586.08</b>
	4/30/2018 Apr/18 int	0.00	0.00	3,434,525.77	4/30/2018 Apr/18 int		0.00	0.00	602,586.08
	5/31/2018 May 18 int	0.00	0.00	3,434,525.77	5/31/2018 May 18 int		0.00	0.00	602,586.08
	6/30/2018 June 18 int	0.00	0.00	3,434,525.77	6/30/2018 June 18 int		0.00	0.00	602,586.08
	<b>Third Quarter 06/30/18</b>	<b>0.00</b>	<b>0.00</b>	<b>3,434,525.77</b>	<b>Third Quarter 06/30/18</b>		<b>0.00</b>	<b>0.00</b>	<b>602,586.08</b>
	<b>Total Qtr 1, 2 3</b>	<b>2,376,942.75</b>	<b>1,057,583.02</b>	<b>3,434,525.77</b>	<b>Total Qtr 1, 2 3</b>		<b>597,347.25</b>	<b>5,238.83</b>	<b>602,586.08</b>
	7/31/2018 Jul 18 int	0.00	0.00	3,434,525.77	7/31/2018 Jul 18 int		0.00	0.00	602,586.08
	8/31/2018 Aug 18 int	0.00	0.00	3,434,525.77	8/31/2018 Aug 18 int		0.00	0.00	602,586.08
	9/30/2018 Sep 18 int	0.00	0.00	3,434,525.77	9/30/2018 Sep 18 int		0.00	0.00	602,586.08
	<b>Fourth Quarter 09/30/18</b>	<b>0.00</b>	<b>0.00</b>	<b>3,434,525.77</b>	<b>Fourth Quarter 09/30/18</b>		<b>0.00</b>	<b>0.00</b>	<b>602,586.08</b>
	<b>TOTAL FOR YEAR 10/17-09/18</b>	<b>2,376,942.75</b>	<b>1,057,583.02</b>	<b>3,434,525.77</b>	<b>TOTAL FOR YEAR 10/17-09/18</b>		<b>597,347.25</b>	<b>5,238.83</b>	<b>602,586.08</b>
	<b>TOTAL INTEREST THIS YEAR</b>	<b>2017/2018</b>	<b>8,683.77</b>		<b>TOTAL INTEREST THIS YEAR</b>		<b>2017/2018</b>	<b>1,540.13</b>	

**INVESTMENTS BY QUARTER 10/17-09/18  
FOR QUARTERLY REPORTS**

AIM	COMBO	Principal	Interest	Balance
	9/30/2017 Bal fwd	2,060,876.69	1,139,811.21	3,200,687.90
	10/31/2017 Oct/17 int		2,535.03	3,203,222.93
	11/30/2017 Nov/17 int		2,509.18	3,205,732.11
	12/31/2017 Dec/17 int		2,908.74	3,208,640.85
	<b>First Quarter 12/31/17</b>	<b>0.00</b>	<b>7,952.95</b>	
	1/31/2018 Jan/18 int	2,060,876.69	1,147,764.16	3,208,640.85
	2/28/2018 Feb/18 int		0.00	3,208,640.85
	3/31/2018 Mar/18 int		0.00	3,208,640.85
	<b>Second quarter 03/31/18</b>	<b>0.00</b>	<b>0.00</b>	
	<b>Total Qtr 1 and Qtr 2</b>	<b>2,060,876.69</b>	<b>1,147,764.16</b>	<b>3,208,640.85</b>
	4/30/2018 Apr/18 int	0.00	0.00	3,208,640.85
	5/31/2018 May 18 int	0.00	0.00	3,208,640.85
	6/30/2018 June 18 int	0.00	0.00	3,208,640.85
	<b>Third Quarter 06/30/18</b>	<b>0.00</b>	<b>0.00</b>	
	<b>Total Qtr 1, 2 3</b>	<b>2,060,876.69</b>	<b>1,147,764.16</b>	<b>3,208,640.85</b>
	7/31/2018 Jul 18 int	0.00	0.00	3,208,640.85
	8/31/2018 Aug 18 int	0.00	0.00	3,208,640.85
	9/30/2018 Sep 18 int	0.00	0.00	3,208,640.85
	<b>Fourth Quarter 09/30/18</b>	<b>0.00</b>	<b>0.00</b>	
	<b>TOTAL FOR YEAR 10/17-09/18</b>	<b>2,060,876.69</b>	<b>1,147,764.16</b>	<b>3,208,640.85</b>
	<b>TOTAL INTEREST THIS YEAR</b>	<b>2017/2018</b>	<b>7,952.95</b>	

**Interest by Month for Direct Investments, MM Funds and Pools  
and General Fund Account and - October 2017 thru September 2018**

	MM Funds & Pools	INTEREST DIRECT INVEST.	Mo.Total		Avg. Coll		Acc 8080	Int.	Avg. Coll Bal.3170	Acc #3170	Int	MO. BANK TOTALS	INTEREST MONTH TOTALS
			Invest.	Int	Bal. 8080	Bal. 3170							
Oct 2017	196,857.35	0.00	196,857.35	0.00	1,914,600.24	2,097.59	1.30%	20,783,188.80	22,765.00	1.30%	24,862.59	221,719.94	
Nov 2017	178,171.76	0.00	178,171.76	0.00	227,277.65	248.45	1.34%	17,997,570.05	19,674.06	1.34%	19,922.51	198,094.27	
Dec 2017	186,578.44	0.00	186,578.44	0.00	2,372,844.63	3,002.79	1.50%	39,109,347.71	49,492.08	1.50%	52,494.87	239,073.31	
<b>Quarter Total</b>	<b>561,607.55</b>	<b>0.00</b>	<b>561,607.55</b>	<b>0.00</b>	<b>5,348.83</b>				<b>91,931.14</b>		<b>97,279.97</b>	<b>658,887.52</b>	
Jan 2018	0.00	0.00	0.00	0.00	0.00	0.00	0.00%	0.00	0.00	0.00%	0.00	0.00	
Feb 2018	0.00	0.00	0.00	0.00	0.00	0.00	0.00%	0.00	0.00	0.00%	0.00	0.00	
Mar 2018	0.00	0.00	0.00	0.00	0.00	0.00	0.00%	0.00	0.00	0.00%	0.00	0.00	
<b>Quarter Total</b>	<b>0.00</b>	<b>0.00</b>	<b>0.00</b>	<b>0.00</b>	<b>0.00</b>				<b>0.00</b>		<b>0.00</b>	<b>0.00</b>	
<b>YTD Total</b>	<b>561,607.55</b>	<b>0.00</b>	<b>561,607.55</b>	<b>0.00</b>	<b>5,348.83</b>				<b>91,931.14</b>		<b>97,279.97</b>	<b>658,887.52</b>	
Apr 2018	0.00	0.00	0.00	0.00	0.00	0.00	0.00%	0.00	0.00	0.00%	0.00	0.00	
May 2018	0.00	0.00	0.00	0.00	0.00	0.00	0.00%	0.00	0.00	0.00%	0.00	0.00	
June 2018	0.00	0.00	0.00	0.00	0.00	0.00	0.00%	0.00	0.00	0.00%	0.00	0.00	
<b>Quarter Total</b>	<b>0.00</b>	<b>0.00</b>	<b>0.00</b>	<b>0.00</b>	<b>0.00</b>				<b>0.00</b>		<b>0.00</b>	<b>0.00</b>	
<b>YTD Total</b>	<b>561,607.55</b>	<b>0.00</b>	<b>561,607.55</b>	<b>0.00</b>	<b>5,348.83</b>				<b>91,931.14</b>		<b>97,279.97</b>	<b>658,887.52</b>	
July 2018	0.00	0.00	0.00	0.00	0.00	0.00	0.00%	0.00	0.00	0.00%	0.00	0.00	
Aug 2018	0.00	0.00	0.00	0.00	0.00	0.00	0.00%	0.00	0.00	0.00%	0.00	0.00	
Sep 2018	0.00	0.00	0.00	0.00	0.00	0.00	0.00%	0.00	0.00	0.00%	0.00	0.00	
<b>Quarter Total</b>	<b>0.00</b>	<b>0.00</b>	<b>0.00</b>	<b>0.00</b>	<b>0.00</b>				<b>0.00</b>		<b>0.00</b>	<b>0.00</b>	
<b>YTD Total</b>	<b>561,607.55</b>	<b>0.00</b>	<b>561,607.55</b>	<b>0.00</b>	<b>5,348.83</b>				<b>91,931.14</b>		<b>97,279.97</b>	<b>658,887.52</b>	



MONTGOMERY COUNTY  
INVESTMENTS BY MATURITY DATE  
DECEMBER 31, 2017

MATURITY DATE	INVESTMENT ID	TYPE	DESCRIPTION INSTITUTION SECURITY NUMBER	PURCHASE SOLD 1ST PAY	PURCHASE AMOUNT SALE INTEREST POSTED	FACE VALUE DISCOUNT/PREMIUM ACCRUED INTEREST	YIELD COUPON INT DATE	FREQ BASIS DAYS
	AIM FUNDS	GA	GOVERNMENT- AIM INSTITUTIONAL FUNDS COMBO FUNDING:	12/28/10	3,208,640.85	3,208,640.85	.00000	E
							.00000	P
					2,908.74			
			DEBT SER General		96,825.73			
			LAW LIB2		6,415.62			
			RD-BR		164,237.44			
					2,941,162.06			12/31/17
	BAIL BONDS	GA	GOVT SECURITIES TEXPOOL BAIL BOND ADM FUNDING:	05/07/10	12,246.39	12,246.39	.00000	E
							.00000	P
					12.23			
			BAIL BDS		12,246.39			12/31/17
	DEBT SERVICE	GA	Govt Pool TexPool FUNDING:	04/14/10	556,758.25	556,758.25	.00000	E
							.00000	P
					555.74			
			Debt Svc		556,758.25			12/31/17
	ELECTIONS	GA	Govt Pool- TexPool ELECTIONS FUNDING:	04/14/10	465,004.77	465,004.77	.00000	E
							.00000	P
					464.18			
			ELECTION		465,004.77			12/31/17
	FICA		U. S. BANK, N.A. FUNDING:	08/28/13	732,321.77	732,321.77	.00000	E
							.00000	P
					608.43			
			DEBTSERV		732,321.77			12/31/17
	FICA-GEN. FUND		U S BANK, NA -SUB-GF FUNDING:	05/14/14	12,705,963.03	12,705,963.03	.13000	M
							.00000	D
					10,556.32			
			GENERAL		12,705,963.03			12/31/17
	FUNDS MGMT	GA	GOVT SECURITIES FUNDS Mgmt-COMBO FUNDING:		602,586.08	602,586.08	.00000	E
							.00000	P
					574.85			
			ADLT SVC					12/31/17
			DEBT SER GENERAL		519,396.76			
			RD-BR		26,197.86			
					56,991.46			360
	GENERAL FUND	GA	GOVERNMENT SECURITIES TEXPOOL GENERAL FUND FUNDING:	05/12/10	94,195.39	94,195.39	.00000	E
							.00000	P
					94.03			
			GENERAL		94,195.39			12/31/17
	LOGIC	GA	CO BONDS SERIES 2012 JP MORGAN CO BDS SER.2012 FUNDING:		551,997.98	551,997.98	.00000	E
							.00000	P
					645.45			
			CO BD 12		551,997.98			12/31/17
	LOGIC - R & B	LOGIC		07/01/14	13,281,607.23	13,281,607.23	.10000	E

MONTGOMERY COUNTY  
INVESTMENTS BY MATURITY DATE  
DECEMBER 31, 2017

MATURITY DATE	INVESTMENT ID	TYPE	DESCRIPTION INSTITUTION SECURITY NUMBER	PURCHASE SOLD 1ST PAY	PURCHASE AMOUNT SALE AMOUNT POSTED INTEREST	FACE VALUE DISCOUNT/PREMIUM ACCRUED INTEREST	YIELD COUPON INT DATE	FREQ BASIS DAYS
			JP MORGAN CHASE ROAD & BRIDGE FUNDING:	07/26/17	.00	.00	.00000	P
					15,530.10			
				RD/BRIDG	13,281,607.23			12/31/17
			LOGIC CAP PROJ RDBD 2016	01/21/16	23,764,548.49	23,764,548.49	.41000	E
			JP MORGAN FUNDING:	07/26/17	.00	.00	.00000	P
					33,363.33			
				RB 2016	23,764,548.49			12/31/17
			GOVT POOL LOGIC INVESTMENT FUNDING:	01/15/14	10,584,196.17	10,584,196.17	.11000	E
					.00	.00	.00000	P
				GENERAL	12,376.02			12/31/17
			CP TX RB 2016A	12/21/16	66,064,105.05	66,064,105.05	.00000	M
			JP MORGAN FUNDING:	07/26/17	.00	.00	.00000	P
					79,463.03			
				RB 2016A	66,064,105.05			12/31/17
			LOGIC-ADULT SER	08/01/14	1,404,400.67	1,404,400.67	.00000	E
			JP MORGAN ADULT SERVICES FUNDING:		.00	.00	.00000	P
					1,642.17			
				ADULTSER	1,404,400.67			12/31/17
			GOVERNMENT SECURITIES	12/17/10	403,831.97	403,831.97	.00000	E
			COMBO FUNDING:		.00	.00	.00000	P
					400.23			
				GENERAL	403,831.97			12/31/17
			GOVERNMENT SECURITIES	02/08/11	3,434,525.77	3,434,525.77	.00000	E
			PROVIDENT	07/26/17	.00	.00	.00000	P
			COMBO FUNDING:		3,154.49			
				C/P-2012	3,297,919.06			12/31/17
			DEBT SER GENERAL		8,126.50			360
				LAW LIB	4,297.18			
					124,183.03			
			GOVT POOL TEXAS CLASS FUNDING:	01/06/12	10,230,449.28	10,230,449.28	.00000	E
					.00	.00	.00000	P
					12,178.98			
				DEBT SER	38,690.26			12/31/17
				GENERAL	10,191,759.02			
			GOVERNMENT SECURITIES	12/21/10	3,655,049.10	3,655,049.10	.00000	E
			TEXSTAR GENERAL FUND FUNDING:		.00	.00	.00000	P
					3,647.73			
				AP GRANT	692,279.86			12/31/17
				AP MAINT	.00			
				GENERAL	2,656,467.73			
				RD & BR	306,301.51			
			TOTALS FOR DATE		151,752,428.24	151,752,428.24		

MONTGOMERY COUNTY  
INVESTMENTS BY MATURITY DATE  
DECEMBER 31, 2017

MATURITY DATE	INVESTMENT ID	TYPE	DESCRIPTION INSTITUTION SECURITY NUMBER	PURCHASE SOLD 1ST PAY	PURCHASE AMOUNT SALE AMOUNT POSTED INTEREST	FACE VALUE DISCOUNT/PREMIUM ACCRUED INTEREST	YIELD COUPON INT DATE	FREQ BASIS DAYS
09/03/17	JP MORGAN CHASE CD		JP MORGAN CHASE 10007516213 FUNDING:	03/03/17	11,337,474.06 .00 178,176.05	11,337,474.06 .00 .00	.66000 .00000 12/31/17	M D
				110-GEN	8,402.39			
				225-RMGT	1,448,635.68			
				235-RMDC	4,318,470.30			
				236-DP-C	130,560.85			
				237-DCRC	162,664.40			
				40011-10	79,365.64			
					5,197,777.19			
09/04/18	RAYMOND JAMES GA		FARMER MAC BOND COMPASS BANK FUNDING:	08/04/17	7,000,000.00 .00 7,000,000.00	7,000,000.00 .00 .00	1.30027 1.30027	S P 180
10/17/18	PACIFIC WESTERN CD		CD PACIFIC WESTERN BK OF IA FUNDING:	10/17/17	250,000.00 .00 250,000.00	250,000.00 .00 .00	1.40000 .00000	E P 365
10/18/18	BARCLAYS BANK CD		CD BARCLAYS BK DE WILMINGTON FUNDING:	10/12/17 10/18/18 06740KZ	250,000.00 .00 250,000.00	250,000.00 .00 .00	1.40000 .00000	E P 365
10/18/18	DISCOVER BANK CD		CD DISCOVER BANK GREENWOOD FUNDING:	10/18/18 254673BS	250,000.00 .00 250,000.00	250,000.00 .00 .00	1.40000 .00000	E P 365
10/18/18	GOLDMAN SACHS CD		CD GOLDMAN SACHS BK USA NY FUNDING:	10/18/18 38148PRG	250,000.00 .00 250,000.00	250,000.00 .00 .00	1.40000 .00000	E P 365
10/18/18	SAFRA NTL. BK CD		CD SAFRA NTL. BK OF NY FUNDING:	10/12/17 10/18/18 78658QV8	250,000.00 .00 250,000.00	250,000.00 .00 .00	1.50000 .00000	E P 365
TOTALS FOR DATE								
					1,000,000.00 .00 .00	1,000,000.00 .00 .00		
10/22/18	FARMERS & MERCH CD		CD FARMERS & MERCHANTS FUNDING:	10/20/17 321857CG	250,000.00 .00 250,000.00	250,000.00 .00 .00	1.40000 .00000	E D 365

MONTGOMERY COUNTY  
INVESTMENTS BY MATURITY DATE  
DECEMBER 31, 2017

MATURITY DATE	INVESTMENT ID	TYPE	DESCRIPTION INSTITUTION SECURITY NUMBER	PURCHASE SOLD	PURCHASE AMOUNT	FACE VALUE	YIELD	FREQ
				1ST PAY	POSTED INTEREST	DISCOUNT/PREMIUM	COUPON	BASIS
						ACCRUED INTEREST	INT DATE	DAYS
10/26/18	FIRST NB & TC	CD	FIRST NB & TC BANK	10/27/17	250,000.00	250,000.00	1.45000	M
					.00	.00	.00000	P
			FUNDING:	11/27/17	.00	.00		365
				321857CG	250,000.00			
10/30/18	METRO CITY BANK	CD	METRO CITY BK DORAVILLE G	10/30/18	250,000.00	250,000.00	1.40000	E
					.00	.00	.00000	P
			FUNDING:	10/30/18	.00	.00		365
				-----	250,000.00			
08/02/19	VINING SPARKS	GA	FARMER MAC BOND COMPASS BANK	08/02/17	10,000,000.00	10,000,000.00	1.45000	S
					.00	.00	.00000	P
			FUNDING:	02/02/18	.00	.00		180
					10,000,000.00			
TOTAL REPORT					182,089,902.30	182,089,902.30		
					.00	.00		
					186,578.44			

All Texas Counties and their investment of public fundas are governed by the Texas Public Funds Act, as per Chapter 2256 of the Government Code. In Montgomery County the County Treasurer serves as the Investment Officer as approved by the Commissioner's Court. The investment portfolio of Montgomery County complies with the investment strategy expressed in Montgomery County's investment policy as well as all relevant provisions of the Texas Public Funds Investment Act

Signed: Stephanne Davenport, County Treasurer Date: \_\_\_\_\_

#5  
NOV

Consent-Treasurer

**Commissioners' Court-Regular Meeting**

**TO:** Montgomery County Commissioners' Court

**FROM:** Stephanie Davenport, Treasurer

**DATE:** 11/14/2017

**SUBJECT:** CONSIDER AND APPROVE THE MONTHLY INVESTMENT REPORT FOR  
MONTH OCTOBER 2017

---

---

**Attachments**

MONTHLY INVESTMENT REPORT OCTOBER 2017

---

---

MATURITY DATE	INVESTMENT ID	TYPE	DESCRIPTION INSTITUTION SECURITY NUMBER	PURCHASE SOLD 1ST PAY	PURCHASE AMOUNT SALE AMOUNT POSTED INTEREST	FACE VALUE DISCOUNT/PREMIUM ACCRUED INTEREST	YIELD COUPON INT DATE	FREQ BASIS DAYS
	AIM C/P CO 2008	GA	GOVT - AIM CO 2008 FUNDING:	07/30/10 06/02/17 CO 2008	.00 35,987.66 .00 .00	.00 .00 .00	.02000 .00000 08/01/17	M P
	AIM FUNDS	GA	GOVERNMENT- AIM INSTITUTIONAL FUNDS COMBO FUNDING:	12/28/10	3,200,687.90 .00 2,418.56 96,585.74 6,399.71 163,830.36 2,933,872.09	3,200,687.90 .00 .00	.00000 .00000 10/01/17	E P
	BAIL BONDS	GA	GOVT SECURITIES TEXPOOL- BAIL BOND ADM FUNDING:	05/07/10	12,212.88 .00 10.20 12,212.88	12,212.88 .00 .00	.00000 .00000 09/30/17	E P
	DEBT SERVICE	GA	Govt Pool TexPool FUNDING:	04/14/10	555,236.04 .00 462.88 555,236.04	555,236.04 .00 .00	.00000 .00000 09/30/17	E P
	ELECTIONS	GA	Govt Pool TexPool ELECTIONS FUNDING:	04/14/10	463,733.39 .00 386.59 463,733.39	463,733.39 .00 .00	.00000 .00000 09/30/17	E P
	FICA		U.S. BANK, N.A. 104791113871 FUNDING:	08/28/13	730,614.00 .00 540.05 730,614.00	730,614.00 .00 .00	.13000 .00000 09/30/17	E P
	FICA-GEN. FUND		1-SUB-GF U S BANK, NA FUNDING:	05/14/14	12,676,332.94 .00 9,370.09 12,676,332.94	12,676,332.94 .00 .00	.13000 .00000 09/30/17	M D
	FM C/P CO 2006	GA	Govt- FUNDS MGMT CO - SER 2006 FUNDING:	04/13/10 06/02/17	.00 18,413.35 .00 .00	.00 .00 .00	.00000 .00000 06/01/17	E P
	FM C/P CO 2008	GA	GOVT - FUNDS MGMT CO 2008 FUNDING:	04/14/10 06/02/17	.00 124,578.60 .00 .00	.00 .00 .00	.00000 .00000 05/31/17	E P
	FUNDS MGMT	GA	GOVT SECURITIES FUNDS Mgmt. COMBO FUNDING:	ADLT SVC DEBT SER	601,045.95 .00 459.81 518,069.25	601,045.95 .00 .00	.00000 .00000 10/01/17	E P 360

MATURITY DATE	INVESTMENT ID	TYPE	DESCRIPTION INSTITUTION SECURITY NUMBER	PURCHASE SOLD 1ST PAY	PURCHASE AMOUNT SALE AMOUNT POSTED INTEREST	FACE VALUE DISCOUNT/PREMIUM ACCRUED INTEREST	YIELD COUPON INT DATE	FREQ BASIS DAYS
	GENERAL FUND	GA	GOVERNMENT SECURITIES TEXPOOL- GENERAL FUND FUNDING:	GENERAL RD-BR 05/12/10	26,130.90 56,845.80 93,937.82	93,937.82	.00000 .00000 09/30/17	E P
	LOGIC	GA	CO BONDS SERIES 2012 JP MORGAN CO BDS SER.2012 FUNDING:	CO BD 12 07/01/14 07/26/17	550,167.84 .00 78.32 93,937.82 550,167.84	550,167.84	.00000 .00000 09/30/17	E P
	LOGIC - R & B	LOGIC	JP MORGAN CHASE ROAD & BRIDGE FUNDING:	RD/BRIDG 07/26/17	13,237,571.39 .00 13,941.20 13,237,571.39	13,237,571.39	.10000 .00000 09/30/17	E P
	LOGIC CPRB 2016	GA	LOGIC CAP PROJ RDBD 2016 JP MORGAN FUNDING:	01/21/16 07/26/17 RB 2016	32,103,054.61 .00 33,809.44 32,103,054.61	32,103,054.61	.41000 .00000 09/30/17	E P
	LOGIC INVESTMEN	GA	GOVT POOL LOGIC INVESTMENT FUNDING:	01/15/14 GENERAL	15,541,892.61 .00 26,202.66 15,541,892.61	15,541,892.61	.11000 .00000 09/30/17	E P
	LOGIC RB 2016A	GA	CP TX RB 2016A JP MORGAN FUNDING:	12/21/16 07/26/17 RB 2016A	69,188,651.50 .00 72,866.30 69,188,651.50	69,188,651.50	.00000 .00000 09/30/17	M P
	LOGIC-ADULT SER		JP MORGAN ADULT SERVICES FUNDING:	08/01/14 ADULTSER	1,399,744.33 .00 1,474.15 1,399,744.33	1,399,744.33	.00000 .00000 09/30/17	E P
	LONE STAR POOL	GA	GOVERNMENT SECURITIES COMBO FUNDING:	12/17/10 GENERAL	402,735.17 .00 336.33 402,735.17	402,735.17	.00000 .00000 09/30/17	E P
	PROVIDENT	GA	GOVERNMENT SECURITIES PROVIDENT COMBO FUNDING:	02/08/11 07/26/17 C/P-2012 DEBT SER GENERAL LAW LIB	3,479,842.00 .00 2,621.48 3,343,575.34 8,106.27 4,286.48 123,873.91	3,479,842.00	.00000 .00000 09/30/17	E P 360
	TEXAS CLASS	GA	GOVT POOL TEXAS CLASS	01/06/12	20,181,599.33 .00	20,181,599.33	.00000 .00000	E P

MAURITY DATE	INVESTMENT ID	TYPE	DESCRIPTION INSTITUTION SECURITY NUMBER	PURCHASE SOLD 1ST PAY	PURCHASE AMOUNT SALE AMOUNT POSTED INTEREST	FACE VALUE DISCOUNT/PREMIUM ACCRUED INTEREST	YIELD COUPON INT DATE	FREQ BASIS DAYS
	TEXSTAR POOL	GA	GOVERNMENT SECURITIES TexSTAR GENERAL FUND	12/21/10	3,644,949.50	3,644,949.50	.00000	E
			FUNDING:					
			DEBT SER		33,898.78	.00	09/30/17	
			GENERAL		38,549.13	.00	.00000	P
					20,143,050.20	.00	09/30/17	
			AP GRANT		3,108.17	.00		
			AP MAINT		692,888.00	.00		
			GENERAL		2,646,606.37	.00		
			RD & BR		305,455.13	.00		
TOTALS FOR DATE					178,064,009.20	178,064,009.20	.66000	M
					178,979.61	.00	.00000	D
					202,564.43	.00	09/30/17	
09/03/17	JP MORGAN CHASE	CD	JP MORGAN CHASE	03/03/17	11,312,285.55	11,312,285.55	.66000	M
			FUNDING:					
			110-GEN		3,355.08	.00		
			225-RNGT		1,445,417.24	.00		
			235-RMDC		4,308,875.94	.00		
			236-DP-C		130,270.78	.00		
			237-DCRC		162,303.02	.00		
			40011-10		79,189.31	.00		
					5,186,229.26	.00		
12/15/17	COLSTAL-TVA	GA	TENN. VA AUTH COMPASS BANK	12/22/16	8,420,526.42	8,500,000.00	.97500	E
			FUNDING:					
					.00	.00	6.25000	P
					8,420,526.42	9,722.22		353
09/04/18	RAYMOND JAMES	GA	FARMER MAC BOND COMPASS BANK	08/04/17	7,000,000.00	7,000,000.00	1.30027	S
			FUNDING:					
					.00	.00	1.30027	P
					7,000,000.00	.00		180
10/17/18	PACIFIC WESTERN	CD	PACIFIC WESTERN BK OF LA	10/17/17	250,000.00	250,000.00	1.40000	E
			FUNDING:					
					.00	.00	.00000	P
					250,000.00	.00		365
10/18/18	BARCLAYS BANK	CD	BARCLAYS BK DE WILMINGTON	10/12/17	250,000.00	250,000.00	1.40000	E
			FUNDING:					
					.00	.00	.00000	P
					250,000.00	.00		365
10/18/18	DISCOVER BANK	CD	DISCOVER BANK GREENWOOD	10/18/18	250,000.00	250,000.00	1.40000	E
			FUNDING:					
					.00	.00	.00000	P
					250,000.00	.00		365
10/18/18	GOLDMAN SACHS	CD	GOLDMAN SACHS BK USA NY	10/18/18	250,000.00	250,000.00	1.40000	E
			FUNDING:					
					.00	.00	.00000	P



MATURITY DATE	INVESTMENT ID	TYPE	DESCRIPTION INSTITUTION SECURITY NUMBER	PURCHASE SOLD 1ST PAY	PURCHASE AMOUNT SALE AMOUNT POSTED INTEREST	FACE VALUE DISCOUNT/PREMIUM ACCRUED INTEREST	YIELD COUPON INT DATE	FREQ BASIS DAYS
			FUNDING:	10/18/18 38148PRG	.00 250,000.00	.00		365
10/18/18	SAFRA NTL. BK	CD	SAFRA NTL. BK OF NY	10/12/17 10/18/18 78658QV8	250,000.00 .00 250,000.00	250,000.00 .00 250,000.00	1.50000 .00000	E P 365
TOTALS FOR DATE								
			FUNDING:	10/20/17	1,000,000.00 .00 1,000,000.00	1,000,000.00 .00 1,000,000.00		
10/22/18	FARMERS & MERCH	CD	FARMERS & MERCHANTS	10/20/17 321857CG	250,000.00 250,000.00	250,000.00 250,000.00	1.40000 .00000	E D 365
10/26/18	FIRST NB & TC	CD	FIRST NB & TC BANK	10/27/17 11/27/17 321857CG	250,000.00 .00 250,000.00	250,000.00 .00 250,000.00	1.45000 .00000	M P 365
10/30/18	METRO CITY BANK	CD	METRO CITY BK DORAVILLE G	10/30/18 59161TAM	250,000.00 250,000.00	250,000.00 250,000.00	1.40000 .00000	E P 365
08/02/19	VINING SPARKS	GA	FARMER MAC BOND COMPASS BANK	08/02/17 02/02/18 3132XOVK	10,000,000.00 .00 10,000,000.00	10,000,000.00 .00 10,000,000.00	1.45000 1.45000	S P 180
TOTAL REPORT								
					216,796,821.17 178,979.61 205,919.51	216,876,294.75 .00 9,722.22		

All Texas Counties and their investment of public fundas are governed by the Texas Public Funds Act, as per Chapter 2256 of the Government Code. In Montgomery County the County Treasurer serves as the Investment Officer as approved by the Commissioner's Court. The investment portfolio of Montgomery County complies with the investment strategy expressed in Montgomery County's investment policy as well as all relevant provisions of the Texas Public Funds Investment Act

Signed:  Date: 11-7-17  
Stephanie Davenport  
County Treasurer